

Catalog

Stone Wool Ceiling Panels, Metal Ceiling Tiles
and Suspension System Solutions



Samsung HQ
Silicon Valley, CA



Table of contents

About Us..... 8
Stone Wool Ceiling Panels..... 12
Suspension Systems 42
Metal Ceiling Systems 92



Product Assortment: Stone Wool Ceiling Panels

Understanding the performance
of Rockfon stone wool products 17

Suspended Ceilings

Design White

Rockfon Sonar® 18
Rockfon Sonar® Activity 20
Rockfon Alaska® 21

Core White

Rockfon® Koral™ 22
Rockfon Tropic® 23

Basic White

Rockfon Artic® 24
Rockfon® Pacific™ 25

Design Decoration

Rockfon® Color-all™ 26
Rockfon® Cinema Black™ 29

Special Applications:

Hygiene

Rockfon® Hygienic Plus™ 30

Medical

Rockfon® Medical™ Standard 31
Rockfon® Medical™ Plus 32
Rockfon® Medical™ Air 33

Impact Resistance

Rockfon® Impact™ 34

Industry

Rockfon® Industrial™ Opal 35
Rockfon® Industrial™ Black 36

Thermal Insulation

Rockfon® Facett™ 37

Islands and Baffles

Islands

Rockfon® Island™ 38

Baffles

Rockfon® Contour™ 39

Acoustic Supplements

Rockfon® Plenum Barrier Board 40

Ceiling Systems

Rockfon® Island™ Wall System 41



Product Assortment: Suspension Systems

Ceiling Grid

- Chicago Metallic® 4200 Integrity™ 9/16" 46
- Chicago Metallic® 4500 Ultraline™ 9/16" 48
- Chicago Metallic® 4600 Ultraline™ 9/16" 51
- Chicago Metallic® 4000 Tempra™ 9/16" 54
- Chicago Metallic® 1200 15/16" 57
- Chicago Metallic® 200 Snap-grid™ 15/16" 60
- Chicago Metallic® Barriergrid® 63

Drywall Suspension

- Chicago Metallic® Drywall Grid 65
- Chicago Metallic® Spanfast® Drywall Grid 67

Specialty Grid

- Chicago Metallic® 260 Aluminum Cap 15/16" 69
- Chicago Metallic® 1260 Aluminum Cap 15/16" .. 71
- Chicago Metallic® 830 All Aluminum 15/16" 73
- Chicago Metallic® 730 Stainless Steel 15/16" 75
- Chicago Metallic® G90
- Exterior Grade Systems 77
- Chicago Metallic® 660 Wide Face 1-3/8" 79

Accessories

- Clips..... 81
- Main Tee Adaptors 83
- Variable Placement Tee 83
- Vinyl Trim Kits 83
- Suspension System Covers 84
- Spline..... 84
- Paint..... 84
- Access Doors -
- Glass Reinforced Gypsum (GRG) 85
- Spacer Bars 85
- Tools 85
- Miscellaneous 86
- Wall Angles..... 87
- Specialty Wall Angles 88
- 10ft Shadow Moldings..... 88
- 10ft Wall Channels..... 89
- Drywall Wall Angles 89
- 10ft Slip-on Drywall Moldings..... 89
- 12ft Drywall Tracks..... 90
- Outside Corner Caps..... 90
- Inside Corner Caps 91



Product Assortment: Metal Ceiling Systems

Perimeter Trim

Rockfon® Infinity™ Standard.....	94
Rockfon® Infinity™ Engineered	95
Rockfon® Infinity™ D	96
Rockfon® Infinity™ Z.....	97
Rockfon® Infinity™ R.....	98
Rockfon® Infinity™ CDX/SCD	99

Linear Metal Ceiling

Rockfon® Planar® and Planar® Plus.....	100
Rockfon® Planar® Macro and Planar® Macroplus®	102

Metal Panels and Planks

Rockfon® Planostile™ Lay-in.....	103
Rockfon® Planostile™ Snap-in	105
Rockfon® Planostile™ D.....	107
Rockfon® Spanair® Clip-in	109
Rockfon® Spanair® Hook-in	111
Rockfon® Spanair® Hook-on	112
Rockfon® Spanair® Torsion Spring and Torsion Spring Plus	113
Rockfon® Traditions™	115

Curved Metal Panels

Rockfon® Curvgrid™ EZ-flex®	122
Rockfon® Curvgrid™ One-directional.....	123
Rockfon® Curvgrid™ Two-directional	124

Open Cell Metal Ceiling

Rockfon® Magna T-cell™	125
Rockfon® Cubegrid®.....	127
Rockfon® Beamgrid®	129
Rockfon® Metalscapes®.....	130
Rockfon® Graphgrid®	133

Metal Baffles

Rockfon® Intaline™ Round Base	134
Rockfon® Intaline™ V-Base	135



Rockfon, part of the ROCKWOOL Group

Rockfon is part of the ROCKWOOL Group and committed to enriching the lives of everyone who encounters our solutions. ROCKWOOL's range of products reflects the diversity of the world's needs, while supporting stakeholders in reducing their own carbon footprint.

Meet the ROCKWOOL Family



We are the leading supplier of fire resilient stone wool insulation providing solutions for all major application areas, including technical and OEM.



We manufacture board material mostly used in ventilated constructions, for façade cladding, roof detailing, soffits and fascias.



We develop innovative products used in a wide range of applications, including friction and water management, tracks, coatings, gaskets and fences.



We are a global leader in the supply of innovative stone wool substrate solutions for the professional horticultural based on Precision Growing principles.

A Global Leader in Sustainability

ROCKWOOL Group continues to excel as a sustainable leader in the building materials industry. We annually produce a company sustainability report, showcasing our dedication to sustainability initiatives. We continually demonstrate our support for market-driven green building guidelines, rating systems, codes, and standards.

We offer Environmental Product Declarations and provide transparency in our material acquisition, production, and transportation.



Optimized Acoustics

Why Optimized Acoustics™ is important in buildings

We spend 90 percent of our lives inside buildings. Understanding acoustics is important for today's high-performing buildings. Sound acoustic solutions, such as Rockfon's Optimized Acoustics™, lead to improvements in student learning, patient healing, worker comfort and our overall wellbeing.

How to use Optimized Acoustics – It's easy as 1-2-3

The Optimized Acoustics™ design approach is simple and it is based on proven acoustical engineering practices.

1. Select a ceiling system to optimize acoustic absorption.
2. Where needed, use walls or plenum barriers to effectively optimize sound insulation or blocking between rooms.
3. Ensure that the background sound level is within the desired range.

Learn more at www.rockfon.com

Preparing You for a Seismic Event

Proving Seismic Performance

Chicago Metallic suspension systems are tested to ASTM E580/E580M "Standard Practice for Installation of Ceiling Systems for Acoustical Tile and Lay-in Panels in Areas Subject to Earthquake Ground Motions." In addition, Rockfon products are independently analyzed by the third party accredited agencies. Rockfon has reported with the International Code Council-Evaluation Services (ICC-ES) and Intertek. The evaluation report held with ICC-ES is ESR 2631, the Code Compliant Research reports (CCRR) held with Intertek are CCRR-0260, CCRR-0267.

Learn more about acoustical ceiling seismic performance and standards in our AIA/CES, "Seismic Requirements for Suspended Ceiling Systems."



Stone Wool Ceiling Panels

Our acoustic stone wool solutions are divided into 5 categories to better guide you through our product assortment. Grouped according to their unique properties, they all provide elevated design with the durability of stone wool.

Suspended Ceilings

Our standard suspended ceiling panels are grouped into five sub-categories. These sub-categories range from our most extensive ceiling offering in the Design White category to the Basic White category that is the obvious choice if you are looking for a standard ceiling solution. If you are looking to elevate your ceiling design with some color, the Design Decoration category is the place to look. If you want to offer high quality acoustics combined with popular edges and dimensions, our Core White category can be the answer. Our Special Applications category covers ceilings that require enhanced properties, from cleaning, to impact resistance, to upgraded thermal protection.

Islands and Baffles

When a traditional acoustical ceiling is not the answer, acoustical islands and baffles can be the ideal solution. Our frameless acoustical islands offer excellent sound absorption and come in a variety of sizes and colors. Our baffles offer a flexible solution for noise control in a wide range of spaces. Baffles can offer effective functionality and durability when unhindered access to plenum areas is required.

Acoustic Supplements

The products in our Acoustic Supplements category are there to update your space according to your specific need. When certain spaces require added acoustical blocking, our Plenum Barrier Board can function as an extra defense. If you want a seamless integration with linear lighting or want to achieve a singular look, our Module Ceiling System is the ideal choice.






Stone Wool Ceiling Panels

Acoustic Stone Wool Edges

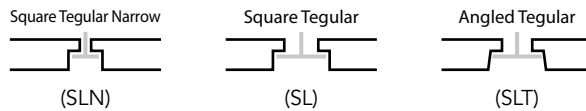
Rockfon offers a wide range of edge options for all suspension systems, from traditional exposed edge profiles to semi concealed and concealed. Exposed grid systems provide simple, structured designs to accentuate the shape of the room. Concealed grid systems are monolithic and elegant and can be suspended or directly fastened to the ceiling in renovation projects where the ceiling height may be very low.

1. Tegular grid ceilings

Tegular grid ceilings use light and shadow to create a distinctive appearance. Combine the shape of the ceiling tile edges with the width and color of the suspension system to create a unique ceiling that contributes to the overall architectural expression of the space. Tegular ceiling panels are available in three versions.



SL, SLT, and SLN (Tegular) - Tegular edge tiles hang on a visible and recessed grid system, which creates a shadow between the tiles. Tiles with a tegular edge are square (SL, SLN) or angled (SLT) and can be mounted in a grid system with either 9/16" (SLN) or 15/16" (SL, SLT) profiles. The grid system is less dominant with the narrower 9/16" profile. Ceiling panels with tegular edge are demountable.

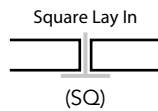


2. Lay-in grid ceilings

A lay-in grid system provides the room with a simple and structured expression that highlights the shape of the room. Lay-in grid ceilings have a SQ edge.



SQ (Square Lay-in) - SQ tiles are a cost-effective solution that provides easy access to the installations hidden behind the ceiling. They typically can be mounted in grid systems with either 9/16" or 15/16" profiles. The grid system is less dominant with the narrower 9/16" profile. SQ edge tiles are demountable.

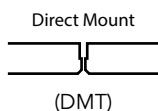


3. Concealed grid ceilings


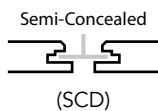
A concealed grid ceiling system can be suspended, directly fastened or glued to the ceiling. With little or no visible grid, they provide a concealed appearance and can integrate service installations such as lighting, ventilation and smoke detectors. The following edge types can be used to create a concealed grid ceiling.



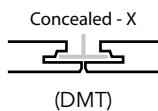
DMT (Direct Mount) - Direct Mount option is used to bond tiles directly to the structural soffit or to an existing ceiling surface with the use of a recommended adhesive.



SCD (Semi-concealed) - With the SCD edge, the ceiling appears to float under the grid profiles, thanks to the profiled edge and deeply recessed grid profiles. The SCD edge gives the ceiling an elegant and characteristic shadow look with a 1/4" reveal. Tiles with a SCD edge are demountable.



CDX (Concealed-X) - CDX ceiling tiles can be installed in framed islands or as a full wall-to-wall ceiling. CDX tiles create an impressive concealed grid ceiling with an optimal monolithic appearance (the grid is hidden completely). All CDX edge tiles are demountable, in any order.



Product Assortment: Stone Wool Ceiling Panels

Understanding the performance of Rockfon stone wool products	17	Impact Resistance	
		Rockfon® Impact™	34
Suspended Ceilings		Industry	
Design White		Rockfon® Industrial™ Opal	35
Rockfon Sonar®	18	Rockfon® Industrial™ Black.....	36
Rockfon Sonar® Activity	20	Thermal Insulation	
Rockfon Alaska®	21	Rockfon® Facett™	37
Core White		Islands and Baffles	
Rockfon® Koral™	22	Islands	
Rockfon Tropic®	23	Rockfon® Island™	38
Basic White		Baffles	
Rockfon Artic®	24	Rockfon® Contour™	39
Rockfon® Pacific™	25	Acoustic Supplements	
Design Decoration		Rockfon® Plenum Barrier Board	40
Rockfon® Color-all™	26	Ceiling Systems	
Rockfon® Cinema Black™	29	Rockfon® Island™ Wall System	41
Special Applications:			
Hygiene			
Rockfon® Hygienic Plus™	30		
Medical			
Rockfon® Medical™ Standard	31		
Rockfon® Medical™ Plus	32		
Rockfon® Medical™ Air	33		



Stone wool panel performance properties*

LEED® v4 highlights**

Materials and Resources (MR)

- Waste Management Planning ✓
- Interiors Life Cycle Impact Reduction ✓
- Environmental Product Declarations ✓
- Sourcing of Raw Materials ✓
- Material Ingredients ✓
- Waste Management ✓

Indoor Environmental Quality (EQ)

- Low-Emitting Materials ✓
- Interior Lighting ✓
- Acoustic Performance ✓

Material

Stone wool (Mineral Wool) ceiling tiles with factory painted glass scrim surface
 ASTM E1264 CLASSIFICATION: Type XX - Stone wool base with membrane-faced overlay, Pattern G



Fire Performance

Surface burning characteristics:
 UL723 (ASTM E84) Flame Spread Index: 0
 Smoke Developed Index (UL Labeled): 5
 CAN/ULC S102 Flame Spread Index: 5
 Smoke Developed Index: 0



Environment

Fully recyclable



Thermal Insulation

R Value (BTU Units):
 2.2 - 2.6
 RSI Value (Watts Units):
 0.39 - 0.46



VOC Emissions

All Rockfon stone wool acoustic solutions are GREENGUARD Gold low VOC certified and meet the State of California's Department of Public Health Services Standard Practice for Specification Section 01350 (California Section 01350) for testing chemical emissions.

Selected potential applications: LEED, WELL, CHPS, Green Globes, BREEAM Int. and CALGreen.



Warranty Information

30-Year Limited Product Warranty.
 See www.rockfon.com



Hygiene

Stone wool provides no sustenance to microorganisms



Cleaning

- Vacuum

Additional Information

Further product details, including installation information, can be found on www.rockfon.com

* All exceptions to above listed properties will be stated on products' page

** More information on LEED values can be found on the LEED v4 Solution Guide at www.rockfon.com



**UP TO
0.95
NRC**

Rockfon Sonar®



Edge designation	Item number	Modular size (nominal)	lbs/sqft	sqft/carton	NRC	AC	Fire Class	Light Reflectance	Sag resistance (relative humidity)	Low VOC	Recycled Content
Square Lay In 	SQ 16100	2' x 2' x 1"	0.69	64	0.95	190	A	0.85	up to 100%	✓	up to 40%
	SQ 16101	2' x 4' x 1"	0.69	64	0.95	190	A	0.85	up to 100%	✓	up to 40%
	SQ 16102	2' x 5' x 1"	0.69	80	0.95	190	A	0.85	up to 100%	✓	up to 40%
	SQ 16103	2' x 6' x 1"	0.69	96	0.95	190	A	0.85	up to 100%	✓	up to 40%
	SQ 16104	2' x 8' x 1"	0.69	128	0.95	190	A	0.85	up to 100%	✓	up to 40%
	SQ 16105	30" x 30" x 1"	0.69	37.5	0.95	190	A	0.85	up to 100%	✓	up to 40%
	SQ 16106	20" x 60" x 1"	0.69	66.67	0.95	190	A	0.85	up to 100%	✓	up to 40%
	SQ 16107	4' x 4' x 1"	0.69	128	0.95	190	A	0.85	up to 100%	✓	up to 40%
Square Tegular Narrow 	SLN 16200	2' x 2' x 1"	0.69	32	0.95	190	A	0.85	up to 100%	✓	up to 40%
	SLN 16201	2' x 4' x 1"	0.69	64	0.95	190	A	0.85	up to 100%	✓	up to 40%
	SLN 16202	2' x 5' x 1"	0.69	60	0.95	190	A	0.85	up to 100%	✓	up to 40%
	SLN 16203	2' x 6' x 1"	0.69	72	0.95	190	A	0.85	up to 100%	✓	up to 40%
	SLN 16204	2' x 8' x 1"	0.69	96	0.95	190	A	0.85	up to 100%	✓	up to 40%
	SLN 16205	30" x 30" x 1"	0.69	37.5	0.95	190	A	0.85	up to 100%	✓	up to 40%
	SLN 16209	20" x 60" x 1"	0.69	50	0.95	190	A	0.85	up to 100%	✓	up to 40%
	SLN 16207	4' x 4' x 1"	0.69	96	0.95	190	A	0.85	up to 100%	✓	up to 40%
Angled Tegular 	SLT 16300	2' x 2' x 1"	0.69	32	0.95	190	A	0.85	up to 100%	✓	up to 40%
	SLT 16301	2' x 4' x 1"	0.69	64	0.95	190	A	0.85	up to 100%	✓	up to 40%
	SLT 16302	2' x 5' x 1"	0.69	60	0.95	190	A	0.85	up to 100%	✓	up to 40%
	SLT 16303	2' x 6' x 1"	0.69	72	0.95	190	A	0.85	up to 100%	✓	up to 40%
	SLT 16304	2' x 8' x 1"	0.69	96	0.95	190	A	0.85	up to 100%	✓	up to 40%
	SLT 16305	30" x 30" x 1"	0.69	37.5	0.95	190	A	0.85	up to 100%	✓	up to 40%
	SLT 16309	20" x 60" x 1"	0.69	50	0.95	190	A	0.85	up to 100%	✓	up to 40%
	SLT 16307	4' x 4' x 1"	0.69	96	0.95	190	A	0.85	up to 100%	✓	up to 40%
Direct Mount 	DMT 14350	2' x 2' x 3/4"	0.69	40	0.70	190	A	0.85	up to 100%	✓	up to 40%
	DMT 14351	2' x 4' x 3/4"	0.69	80	0.70	190	A	0.85	up to 100%	✓	up to 40%
Shiplap 	SLP 16457	4' x 4' x 1"	0.84	96	0.90	190	A	0.85	up to 100%	✓	up to 40%

Rockfon Sonar® (continued)



Edge designation	Item number	Modular size (nominal)	lbs/sqft	sqft/carton	NRC	AC	Fire Class	Light Reflectance	Sag resistance (relative humidity)	Low VOC	Recycled Content
	SCD 14550	2' x 2' x 3/4"	0.69	40	0.90	190	A	0.85	up to 100%	✓	up to 40%
	SCD 14551	2' x 4' x 3/4"	0.69	80	0.90	190	A	0.85	up to 100%	✓	up to 40%
	SCD 14552	2' x 5' x 3/4"	0.69	80	0.90	190	A	0.85	up to 100%	✓	up to 40%
	SCD 14553	2' x 6' x 3/4"	0.69	96	0.90	190	A	0.85	up to 100%	✓	up to 40%
	SCD 16554	2' x 8' x 1"	0.84	96	0.90	190	A	0.85	up to 100%	✓	up to 40%
	SCD 16555	30" x 30" x 1"	0.84	37.5	0.90	190	A	0.85	up to 100%	✓	up to 40%
	CDX 14600	2' x 2' x 7/8"	0.75	40	0.90	190	A	0.85	up to 100%	✓	up to 40%
	CDX 14601	2' x 4' x 7/8"	0.75	80	0.90	190	A	0.85	up to 100%	✓	up to 40%
	CDX 14602	2' x 5' x 7/8"	0.75	100	0.90	190	A	0.85	up to 100%	✓	up to 40%
	CDX 14603	2' x 6' x 7/8"	0.75	72	0.90	190	A	0.85	up to 100%	✓	up to 40%
	CDX 16604	2' x 8' x 1"	0.84	96	0.90	190	A	0.85	up to 100%	✓	up to 40%
	CDX 16605	30" x 30" x 1"	0.84	37.5	0.90	190	A	0.85	up to 100%	✓	up to 40%

Material

ASTM E1264 CLASSIFICATION: Type XX - Stone wool base with membrane-faced overlay, Pattern E



Fire Performance

Surface burning characteristics:
 UL723 (ASTM E84) Flame Spread Index: 0
 Smoke Developed Index (UL Labeled): 0
 CAN/ULC S102 Flame Spread Index: 10
 Smoke Developed Index: 5



Cleaning

- Vacuum
- Damp cloth
- Chemical resistance: resistant to diluted solutions of ammonia, chlorine and hydrogen peroxide



Clean Room

ISO Class 5



Thermal Insulation

R Value (BTU Units): 2.6 - 3.5
 RSI Value (Watts Units): 0.46 - 0.62

15/16" Suspension Systems	9/16" Suspension Systems
1200, 200 and Fire rated systems	4000, 4200, 4500, 4600 and Fire rated systems
<p>CDX SCD SQ SLT SLP</p>	<p>SQ SLN-Tempra SLN-Integrity SLN-Ultraline 1/4" SLN-Ultraline 1/8"</p>



**0.90
NRC**

Rockfon Sonar® Activity



Edge designation	Item number	Modular size (nominal)	lbs/sqft	sqft/carton	NRC	AC	Fire Class	Light Reflectance	Sag resistance (relative humidity)	Low VOC	Recycled Content
Square Lay In SQ	15100	2' x 2' x 1 1/2"	1.3	40	0.90	180	A	0.85	up to 100%	✓	up to 41%
Angled Tegular SLT	15300	2' x 2' x 1 1/2"	1.3	20	0.90	180	A	0.85	up to 100%	✓	up to 41%
Direct Mount DMT	15350	2' x 2' x 1 1/2"	1.3	20	0.90	180	A	0.85	up to 100%	✓	up to 41%

Material

ASTM E1264 CLASSIFICATION: Type XX - Stone wool base with membrane-faced overlay, Pattern E



Fire Performance

Surface burning characteristics:
 UL723 (ASTM E84) Flame Spread Index: 0
 Smoke Developed Index (UL Labeled): 0
 CAN/ULC S102 Flame Spread Index: 10
 Smoke Developed Index: 5



Cleaning

- Vacuum
- Damp cloth
- Chemical resistance: resistant to diluted solutions of ammonia, chlorine and hydrogen peroxide



Clean Room

ISO Class 5



Thermal Insulation







R Value (BTU Units): 5.3
 RSI Value (Watts Units): 0.92

15/16" Suspension Systems	9/16" Suspension Systems
1200, 200 and Fire rated systems	4000 and Fire rated systems
SQ SLT	SQ



Rockfon Alaska®

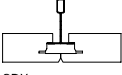
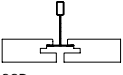
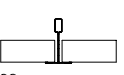
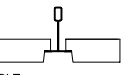
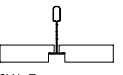
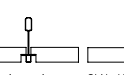




Edge designation	Item number	Modular size (nominal)	lbs/sqft	sqft/carton	NRC	AC	Fire Class	Light Reflectance	Sag resistance (relative humidity)	Low VOC	Recycled Content
 Square Lay In	SQ 10100	2' x 2' x 3/4"	0.69	80	0.90	180	A	0.86	up to 100%	✓	up to 40%
	SQ 10101	2' x 4' x 3/4"	0.69	80	0.90	180	A	0.86	up to 100%	✓	up to 40%
	SQ 10102	2' x 5' x 3/4"	0.69	100	0.90	180	A	0.86	up to 100%	✓	up to 40%
	SQ 10103	2' x 6' x 3/4"	0.69	120	0.90	180	A	0.86	up to 100%	✓	up to 40%
 Square Tegular Narrow	SLN 10200	2' x 2' x 3/4"	0.69	40	0.90	180	A	0.86	up to 100%	✓	up to 40%
	SLN 10201	2' x 4' x 3/4"	0.69	80	0.90	180	A	0.86	up to 100%	✓	up to 40%
	SLN 10202	2' x 5' x 3/4"	0.69	80	0.90	180	A	0.86	up to 100%	✓	up to 40%
	SLN 10203	2' x 6' x 3/4"	0.69	96	0.90	180	A	0.86	up to 100%	✓	up to 40%
 Angled Tegular	SLT 10300	2' x 2' x 3/4"	0.69	40	0.90	180	A	0.86	up to 100%	✓	up to 40%
	SLT 10301	2' x 4' x 3/4"	0.69	80	0.90	180	A	0.86	up to 100%	✓	up to 40%
	SLT 10302	2' x 5' x 3/4"	0.69	80	0.90	180	A	0.86	up to 100%	✓	up to 40%
	SLT 10303	2' x 6' x 3/4"	0.69	96	0.90	180	A	0.86	up to 100%	✓	up to 40%
 Direct Mount	DMT 10350	2' x 2' x 3/4"	0.69	40	0.70	180	A	0.86	up to 100%	✓	up to 40%
	DMT 10351	2' x 4' x 3/4"	0.69	80	0.70	180	A	0.86	up to 100%	✓	up to 40%
 Semi-Concealed	SCD 10550	2' x 2' x 3/4"	0.69	40	0.90	180	A	0.86	up to 100%	✓	up to 40%
	SCD 10551	2' x 4' x 3/4"	0.69	80	0.90	180	A	0.86	up to 100%	✓	up to 40%
 Concealed - X	CDX 10600	2' x 2' x 7/8"	0.75	40	0.90	180	A	0.86	up to 100%	✓	up to 40%
	CDX 10601	2' x 4' x 7/8"	0.75	80	0.90	180	A	0.86	up to 100%	✓	up to 40%



Thermal Insulation

R Value (BTU Units): 2.6 - 3.1
RSI Value (Watts Units): 0.46 - 0.54

15/16" Suspension Systems	9/16" Suspension Systems
1200, 200 and Fire rated systems	4000, 4200, 4500, 4600 and Fire rated systems
    CDX SCD SQ SLT	    SLN - Temora SLN - Integrity SLN - Ultraline 1/4" SLN - Ultraline 1/8"



**0.85
NRC**

Rockfon® Koral™



Edge designation	Item number	Modular size (nominal)	lbs/sqft	sqft/carton	NRC	AC	Fire Class	Light Reflectance	Sag resistance (relative humidity)	Low VOC	Recycled Content
	SQ 1100	2' x 2' x 5/8"	0.38	112	0.85	170	A	0.86	up to 100%	✓	up to 33%
	SQ 1101	2' x 4' x 5/8"	0.38	112	0.85	170	A	0.86	up to 100%	✓	up to 33%
	SLN 1120	2' x 2' x 5/8"	0.47	56	0.85	170	A	0.86	up to 100%	✓	up to 33%
	SLN 1121	2' x 4' x 5/8"	0.47	112	0.85	170	A	0.86	up to 100%	✓	up to 33%
	SL 1160	2' x 2' x 5/8"	0.47	56	0.85	170	A	0.86	up to 100%	✓	up to 33%
	SL 1161	2' x 4' x 5/8"	0.47	112	0.85	170	A	0.86	up to 100%	✓	up to 33%

Material

ASTM E1264 CLASSIFICATION: Type XX - Stone wool base with membrane-faced overlay, Pattern E



Cleaning

- Vacuum
- Damp cloth



Thermal Insulation

R Value (BTU Units): 2.2
RSI Value (Watts Units): 0.39




15/16" Suspension Systems	9/16" Suspension Systems
1200, 200, 730, 830, 830 and Fire rated systems	4000, 4500, 4600 and Fire rated systems
<p>SQ SL</p>	<p>SQ SLN - Tempra SLN - Ultralite 1/4" SLN - Ultralite 1/8"</p>

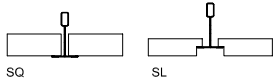
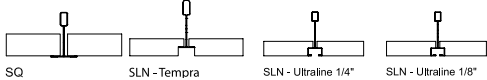


UP TO
0.90
NRC

Rockfon Tropic®



Edge designation	Item number	Modular size (nominal)	lbs/sqft	sqft/carton	NRC	AC	Fire Class	Light Reflectance	Sag resistance (relative humidity)	Low VOC	Recycled Content	
	SQ	1000	2' x 2' x 5/8"	0.38	112	0.85	-	A	0.86	up to 100%	✓	up to 37%
	SQ	1001	2' x 4' x 5/8"	0.38	112	0.85	-	A	0.86	up to 100%	✓	up to 37%
	SQ	1009	20" x 60" x 3/4"	0.45	83.33	0.90	180	A	0.86	up to 100%	✓	up to 37%
	SLN	1020	2' x 2' x 5/8"	0.47	56	0.85	-	A	0.86	up to 100%	✓	up to 37%
	SLN	1021	2' x 4' x 5/8"	0.47	112	0.85	-	A	0.86	up to 100%	✓	up to 37%
	SL	1060	2' x 2' x 5/8"	0.47	56	0.85	-	A	0.86	up to 100%	✓	up to 37%
	SL	1061	2' x 4' x 5/8"	0.47	112	0.85	-	A	0.86	up to 100%	✓	up to 37%




15/16" Suspension Systems	9/16" Suspension Systems
1200, 200 and Fire rated systems	4000, 4500, 4600 and Fire rated systems
 <p>SQ SL</p>	 <p>SQ SLN - Tempra SLN - Ultraline 1/4" SLN - Ultraline 1/8"</p>

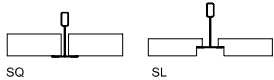
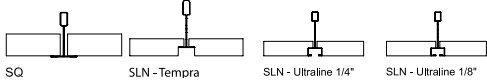


0.75
NRC

Rockfon Artic®



Edge designation	Item number	Modular size (nominal)	lbs/sqft	sqft/carton	NRC	AC	Fire Class	Light Reflectance	Sag resistance (relative humidity)	Low VOC	Recycled Content
 Square Lay In	SQ 600	2' x 2' x 5/8"	0.38	112	0.75	-	A	0.85	up to 100%	✓	up to 37%
	SQ 601	2' x 4' x 5/8"	0.38	112	0.75	-	A	0.85	up to 100%	✓	up to 37%
	SQ 609	20" x 60" x 3/4"	0.45	83.33	0.75	-	A	0.85	up to 100%	✓	up to 37%
	SQ 610	2' x 5' x 3/4"	0.45	100	0.75	-	A	0.85	up to 100%	✓	up to 37%
 Square Tegular Narrow	SLN 620	2' x 2' x 5/8"	0.47	56	0.75	-	A	0.85	up to 100%	✓	up to 37%
	SLN 621	2' x 4' x 5/8"	0.47	112	0.75	-	A	0.85	up to 100%	✓	up to 37%
 Square Tegular	SL 660	2' x 2' x 5/8"	0.47	56	0.75	-	A	0.85	up to 100%	✓	up to 37%
	SL 661	2' x 4' x 5/8"	0.47	112	0.75	-	A	0.85	up to 100%	✓	up to 37%

15/16" Suspension Systems	9/16" Suspension Systems
1200, 200 and Fire rated systems	4000, 4500, 4600 and Fire rated systems
 SQ SL	 SQ SLN - Tempra SLN - Ultraline 1/4" SLN - Ultraline 1/8"



Rockfon® Pacific™



Edge designation	Item number	Modular size (nominal)	lbs/sqft	sqft/carton	NRC	AC	Fire Class	Light Reflectance	Sag resistance (relative humidity)	Low VOC	Recycled Content	
	SQ	200	2' x 2' x 1/2"	0.35	128	0.60	-	A	0.85	up to 100%	✓	up to 37%
	SQ	201	2' x 4' x 1/2"	0.35	128	0.60	-	A	0.85	up to 100%	✓	up to 37%
	SLN	220	2' x 2' x 1/2"	0.4	64	0.60	-	A	0.85	up to 100%	✓	up to 37%
	SLN	221	2' x 4' x 1/2"	0.4	128	0.60	-	A	0.85	up to 100%	✓	up to 37%
	SL	260	2' x 2' x 1/2"	0.4	64	0.60	-	A	0.85	up to 100%	✓	up to 37%
	SL	261	2' x 4' x 1/2"	0.4	128	0.60	-	A	0.85	up to 100%	✓	up to 37%



Thermal Insulation

R Value (BTU Units): 1.8
RSI Value (Watts Units): 0.31

15/16" Suspension Systems	9/16" Suspension Systems
1200, 200 and Fire rated systems	4000 and Fire rated systems



UP TO
0.95
NRC

Rockfon® Color-all™



Edge designation	Item number	Modular size (nominal)	lbs/sqft	sqft/carton	NRC	AC	Fire Class	Light Reflectance	Sag resistance (relative humidity)	Low VOC	Recycled Content
	SQ 11100	2' x 2' x 5/8"	0.47	112	0.85	-	A	Color Dependant	up to 100%	✓	up to 40%
	SQ 11101	2' x 4' x 5/8"	0.47	112	0.85	-	A	Color Dependant	up to 100%	✓	up to 40%
	SL 11250	2' x 2' x 3/4"	0.69	40	0.95	-	A	Color Dependant	up to 100%	✓	up to 40%
	SL 11251	2' x 4' x 3/4"	0.69	80	0.95	-	A	Color Dependant	up to 100%	✓	up to 40%
	SLN 11200	2' x 2' x 3/4"	0.69	40	0.95	-	A	Color Dependant	up to 100%	✓	up to 40%
	SLN 11201	2' x 4' x 3/4"	0.69	80	0.95	-	A	Color Dependant	up to 100%	✓	up to 40%
	CDX 11600	2' x 2' x 7/8"	0.75	40	0.95	-	A	Color Dependant	up to 100%	✓	up to 40%
	CDX 11601	2' x 4' x 7/8"	0.75	80	0.95	-	A	Color Dependant	up to 100%	✓	up to 40%



Fire Performance

Surface burning characteristics:
 UL723 (ASTM E84) Flame Spread Index: 5
 Smoke Developed Index (UL Labeled): 0
 CAN/ULC S102 Flame Spread Index: 15
 Smoke Developed Index: 5




Thermal Insulation

R Value (BTU Units): 2.2 - 3.1
 RSI Value (Watts Units): 0.39 - 0.54


15/16" Suspension Systems	9/16" Suspension Systems
1200, 200 and Fire rated systems	4000, 4500, 4600 and Fire rated systems

CITYTONES


STONE - 701
Light reflectance: 0.55




PLASTER - 702
Light reflectance: 0.58



GRAVEL - 703
Light reflectance: 0.34



MASTIC - 704
Light reflectance: 0.33



ZINC - 705
Light reflectance: 0.33



CONCRETE - 706
Light reflectance: 0.16




TARMAC - 707
Light reflectance: 0.13



Natural
tones

ANTHRACITE - 708
Light reflectance: 0.07




BLACK - 08
Light reflectance: 0.04



STUCCO - 720
Light reflectance: 0.70




CHALK - 721
Light reflectance: 0.51



LINEN - 722
Light reflectance: 0.29



HEMP - 723
Light reflectance: 0.45



CORK - 724
Light reflectance: 0.30



EARTH - 725
Light reflectance: 0.22



CLAY - 726
Light reflectance: 0.22




HUMUS - 727
Light reflectance: 0.05



The actual color of the ceiling tiles may deviate slightly from printed colors due to the texture of the surface and the underlying color of stone wool. Samples of the colored surfaces are available upon request.

Sensorial TONES


LIGHT - 740
Light reflectance: 0.71




SUNRISE - 741
Light reflectance: 0.65



FRESH - 742
Light reflectance: 0.51




BREEZE - 743
Light reflectance: 0.45



AQUA - 744
Light reflectance: 0.25



MISTY - 745
Light reflectance: 0.60



TWILIGHT - 746
Light reflectance: 0.29



energetic tones

CHILI - 750
Light reflectance: 0.12



CURACAO - 751
Light reflectance: 0.22



VITAMIN - 752
Light reflectance: 0.46



PRECIOUS TONES

COPPER - 760
Light reflectance: 0.34



GOLD - 761
Light reflectance: 0.41



MERCURY - 762
Light reflectance: 0.44



Sophisticated tones

GARNET - 770
Light reflectance: 0.12



SCARLET - 771
Light reflectance: 0.08



ERMINE - 772
Light reflectance: 0.12



EMERALD - 773
Light reflectance: 0.07



UP TO
0.95
NRC

Rockfon® Cinema Black™



Edge designation	Item number	Modular size (nominal)	lbs/sqft	sqft/carton	NRC	AC	Fire Class	Light Reflectance	Sag resistance (relative humidity)	Low VOC	Recycled Content
	SQ 1200	2' x 2' x 5/8"	0.38	112	0.85	-	A	0.04	up to 100%	✓	up to 42%
	SQ 1201	2' x 4' x 5/8"	0.38	112	0.85	-	A	0.04	up to 100%	✓	up to 42%
	SQ 1210	2' x 2' x 1"	0.45	64	0.95	-	A	0.04	up to 100%	✓	up to 42%
	SQ 1211	2' x 4' x 1"	0.45	64	0.95	-	A	0.04	up to 100%	✓	up to 42%



Fire Performance

Surface burning characteristics:
 UL723 (ASTM E84) Flame Spread Index: 5
 Smoke Developed Index (UL Labeled): 0
 CAN/ULC S102 Flame Spread Index: 15
 Smoke Developed Index: 5



Thermal Insulation

R Value (BTU Units): 2.2 - 3.5
 RSI Value (Watts Units): 0.39 - 0.62

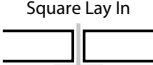
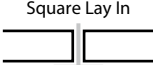
15/16" Suspension Systems	9/16" Suspension Systems
1200, 200 and Fire rated systems	4000 and Fire rated systems



0.90
NRC

Rockfon® Hygienic Plus™



Edge designation	Item number	Modular size (nominal)	lbs/sqft	sqft/carton	NRC	AC	Fire Class	Light Reflectance	Sag resistance (relative humidity)	Low VOC	Recycled Content
	SQ 31100	2' x 2' x 3/4"	0.45	80	0.90	-	A	0.83	up to 100%	✓	up to 36%
	SQ 31101	2' x 4' x 3/4"	0.45	80	0.90	-	A	0.83	up to 100%	✓	up to 36%

Material

ASTM E1264 CLASSIFICATION: Type XX - Stone wool base with membrane-faced overlay, Pattern E



Clean Room

ISO Class 5



Thermal Insulation

R Value (BTU Units): 2.6
RSI Value (Watts Units): 0.46



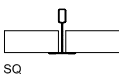
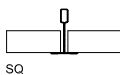
Cleaning

- Vacuum
- Damp cloth
- Chemical resistance: resistant to diluted solutions of ammonia, chlorine, quaternary ammonium and hydrogen peroxide



Surface Durability



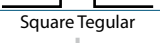
Enhanced durability and dirt resistance

15/16" Suspension Systems	9/16" Suspension Systems
1200, 200 and Fire rated systems	4000 and Fire rated systems
	



Rockfon® Medical™ Standard



Edge designation	Item number	Modular size (nominal)	lbs/sqft	sqft/carton	NRC	AC	Fire Class	Light Reflectance	Sag resistance (relative humidity)	Low VOC	Recycled Content	
	SQ	33200	2' x 2' x 5/8"	0.38	112	0.90	170	A	0.86	up to 100%	✓	up to 33%
	SQ	33201	2' x 4' x 5/8"	0.38	112	0.90	170	A	0.86	up to 100%	✓	up to 33%
	SLN	33225	2' x 2' x 5/8"	0.47	56	0.90	170	A	0.86	up to 100%	✓	up to 33%
	SLN	33226	2' x 4' x 5/8"	0.47	112	0.90	170	A	0.86	up to 100%	✓	up to 33%
	SL	33250	2' x 2' x 5/8"	0.47	56	0.90	170	A	0.86	up to 100%	✓	up to 33%
	SL	33251	2' x 4' x 5/8"	0.47	112	0.90	170	A	0.86	up to 100%	✓	up to 33%

Material

ASTM E1264 CLASSIFICATION: Type XX - Stone wool base with membrane-faced overlay, Pattern E



Fire Performance

Surface burning characteristics:
 UL723 (ASTM E84) Flame Spread Index: 0
 Smoke Developed Index (UL Labeled): 0
 CAN/ULC S102 Flame Spread Index: 10
 Smoke Developed Index: 5



Thermal Insulation

R Value (BTU Units): 2.2
 RSI Value (Watts Units): 0.39



Clean Room

ISO Class 5



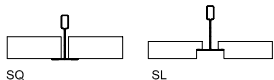
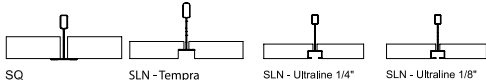
Hygiene

Stone wool provides no sustenance to microorganisms
 Microbiological class M1 fulfilling the requirements of Zone 4 (very high risk) defined by NF S 90-351:2013. Tested with:
 - Methicillin Resistant Staphylococcus Aureus (MRSA)
 - Candida Albicans
 - Aspergillus Brasiliensis



Cleaning

- Vacuum
- Damp cloth

15/16" Suspension Systems	9/16" Suspension Systems
1200, 200 and Fire rated systems	4000, 4500, 4600 and Fire rated systems
 <p>SQ SL</p>	 <p>SQ SLN - Tempra SLN - Ultraline 1/4" SLN - Ultraline 1/8"</p>

0.90
NRC

Rockfon® Medical™ Plus



Edge designation	Item number	Modular size (nominal)	lbs/sqft	sqft/carton	NRC	AC	Fire Class	Light Reflectance	Sag resistance (relative humidity)	Low VOC	Recycled Content	
	SQ	34100	2' x 2' x 3/4"	0.45	80	0.90	-	A	0.83	up to 100%	✓	up to 36%
	SQ	34101	2' x 4' x 3/4"	0.45	80	0.90	-	A	0.83	up to 100%	✓	up to 36%
	SLN	34200	2' x 2' x 3/4"	0.57	40	0.90	-	A	0.83	up to 100%	✓	up to 36%
	SLN	34201	2' x 4' x 3/4"	0.57	80	0.90	-	A	0.83	up to 100%	✓	up to 36%
	SL	34250	2' x 2' x 3/4"	0.57	40	0.90	-	A	0.83	up to 100%	✓	up to 36%
	SL	34251	2' x 4' x 3/4"	0.57	80	0.90	-	A	0.83	up to 100%	✓	up to 36%
	CDX	34600	2' x 2' x 7/8"	0.75	40	0.90	-	A	0.83	up to 100%	✓	up to 36%

Material

ASTM E1264 CLASSIFICATION: Type XX - Stone wool base with membrane-faced overlay, Pattern E



Thermal Insulation

R Value (BTU Units): 2.6 - 3.1
RSI Value (Watts Units): 0.46 - 0.54



Hygiene

Stone wool provides no sustenance to microorganisms

Microbiological class M1 fulfilling the requirements of Zone 4 (very high risk) defined by NF S 90-351:2013.

Tested with:

- Methicillin Resistant Staphylococcus Aureus (MRSA)
- Candida Albicans
- Aspergillus Brasiliensis

The bactericidal and fungicidal effect of dry steam cleaning meets the requirements of NF EN 14561 (> 5 log10) and NF EN 14562 (> 4 log10), meaning the disinfection is very effective.



Clean Room

ISO Class 4



Surface Durability

Enhanced durability and dirt resistance



Cleaning

- Vacuum
- Damp cloth
- Chemical resistance: resistant to diluted solutions of ammonia, chlorine, quaternary ammonium and hydrogen peroxide

15/16" Suspension Systems	9/16" Suspension Systems
1200, 200 and Fire rated systems	4000, 4500, 4600 and Fire rated systems
<p>CDX SQ SL</p>	<p>SLN - Tempra SLN - Ultraline 1/4" SLN - Ultraline 1/8"</p>

0.85
NRC

Rockfon® Medical™ Air



Edge designation	Item number	Modular size (nominal)	lbs/sqft	sqft/carton	NRC	AC	Fire Class	Light Reflectance	Sag resistance (relative humidity)	Low VOC	Recycled Content	
	SQ	35100	2' x 2' x 1"	0.54	64	0.85	-	A	0.83	up to 100%	✓	up to 37%
	SQ	35101	2' x 4' x 1"	0.54	64	0.85	-	A	0.83	up to 100%	✓	up to 37%

Material

ASTM E1264 CLASSIFICATION: Type XX - Stone wool base with membrane-faced overlay, Pattern E



Fire Performance

Surface burning characteristics:
 UL723 (ASTM E84) Flame Spread Index: 5
 Smoke Developed Index (UL Labeled): 5
 CAN/ULC S102 Flame Spread Index: 15
 Smoke Developed Index: 5



Clean Room

ISO Class 3



Cleaning

- Vacuum
- Damp cloth
- Chemical resistance: resistant to diluted solutions of ammonia, chlorine, quaternary ammonium and hydrogen peroxide



Thermal Insulation

R Value (BTU Units): 3.5
 RSI Value (Watts Units): 0.62



Surface Durability

Enhanced durability and dirt resistance



Hygiene

Stone wool provides no sustenance to microorganisms
 Microbiological class M1 fulfilling the requirements of Zone 4 (very high risk) defined by NF S 90-351:2013. Tested with:
 - Methicillin Resistant Staphylococcus Aureus (MRSA)
 - Candida Albicans
 - Aspergillus Brasiliensis
 The bactericidal and fungicidal effect of dry steam cleaning meets the requirements of NF EN 14561 (> 5 log10) and NF EN 14562 (> 4 log10), meaning the disinfection is very effective.



Air Pressure

Suitable in areas where differential pressure is required to prevent infections from spreading. Due to its high performance membrane and sealed edges, combined with suitable hold down clips (8 clips per 2' x 2' tile), it achieves an air leakage rate of less than 0.5m³/h/m²/Pa under a pressure range of 5 to 40 Pa. Rockfon recommends the addition of closed cell neoprene foam tape on the grid system or the use of gasket grid to improve performance in areas where air pressure requirements are more stringent. For more information, please contact customer service.

15/16" Suspension Systems	9/16" Suspension Systems
1200, 200 and Fire rated systems	4000 and Fire rated systems



0.85
NRC

Rockfon® Impact™



Edge designation	Item number	Modular size (nominal)	lbs/sqft	sqft/carton	NRC	AC	Fire Class	Light Reflectance	Sag resistance (relative humidity)	Low VOC	Recycled Content	
	SQ	4100	2' x 2' x 3/4"	0.45	80	0.85	-	A	0.86	up to 100%	✓	up to 34%
	SQ	4200	2' x 2' x 1 1/2"	0.82	40	0.85	-	A	0.86	up to 100%	✓	up to 34%

Material

Stone wool (Mineral Wool) ceiling tiles with factory painted reinforced glass scrim to increase impact resistance
 ASTM E1264 CLASSIFICATION: Type XX - Stone wool base with membrane-faced overlay, Pattern E



Cleaning

- Vacuum
- Damp cloth



Impact Resistance

Rockfon Impact's capability to withstand incidental or occasional ball impact has been tested. For more details, please contact customer service.

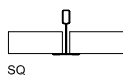


Thermal Insulation

R Value (BTU Units): 2.6 - 5.3
 RSI Value (Watts Units): 0.46 - 0.92

15/16" Suspension Systems

1200, 200 and Fire rated systems

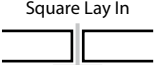




1.05
NRC

Rockfon® Industrial™ Opal

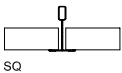
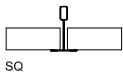


Edge designation	Item number	Modular size (nominal)	lbs/sqft	sqft/carton	NRC	AC	Fire Class	Light Reflectance	Sag resistance (relative humidity)	Low VOC	Recycled Content	
	SQ	6100	2' x 4' x 2"	0.8	32	1.05	-	A	0.64	up to 100%	✓	up to 42%



Thermal Insulation

R Value (BTU Units): 7.0
RSI Value (Watts Units): 1.23

15/16" Suspension Systems	9/16" Suspension Systems
1200, 200 and Fire rated systems	4000 and Fire rated systems
	

**1.05
NRC**

Rockfon® Industrial™ Black



Edge designation	Item number	Modular size (nominal)	lbs/sqft	sqft/carton	NRC	AC	Fire Class	Light Reflectance	Sag resistance (relative humidity)	Low VOC	Recycled Content
Square Lay In 	SQ	2' x 4' x 2"	0.8	32	1.05	-	A	0.04	up to 100%	✓	up to 43%



Fire Performance

Surface burning characteristics:
 UL723 (ASTM E84) Flame Spread Index: 5
 Smoke Developed Index (UL Labeled): 0
 CAN/ULC S102 Flame Spread Index: 15
 Smoke Developed Index: 5



Thermal Insulation

R Value (BTU Units): 7.0
 RSI Value (Watts Units): 1.23

15/16" Suspension Systems	9/16" Suspension Systems
1200, 200 and Fire rated systems	4000 and Fire rated systems



1.00
NRC

Rockfon® Facett™



Edge designation	Item number	Modular size (nominal)	lbs/sqft	sqft/carton	NRC	AC	Fire Class	Light Reflectance	Sag resistance (relative humidity)	Low VOC	Recycled Content
	SQ 5100	2' x 4' x 1 1/2"	0.82	40	1.00	-	A	0.68	up to 100%	✓	up to 41%
	SQ 5200	2' x 4' x 4"	1.93	16	1.00	-	A	0.68	up to 100%	✓	up to 41%

Material

ASTM E1264 CLASSIFICATION: Type XX - Stone wool base with membrane-faced overlay, Pattern E



Cleaning

- Vacuum
- Damp cloth

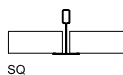


Thermal Insulation

R Value (BTU Units): 5.3 - 14
RSI Value (Watts Units): 0.92 - 2.47

15/16" Suspension Systems


1200, 200 and Fire rated systems





Rockfon® Island™



Edge designation	Item number	Modular size (nominal)	lbs/unit	units/carton	Fire Class	Light Reflectance	Sag resistance* (relative humidity)	Low VOC	Recycled Content
	DMT 8100	4' x 4' x 1 1/2"	19.84	4	A	0.86	up to 100%	✓	up to 41%
	DMT 8125	4' x 6' x 1 1/2"	28.66	4	A	0.86	up to 100%	✓	up to 41%
	DMT 8150	4' x 8' x 1 1/2"	38.02	2	A	0.86	up to 100%	✓	up to 41%

*Rockfon Island is not suitable for use in swimming pools or outdoors.

Material

Stone wool (Mineral Wool) island with factory painted glass scrim on visible side and white acoustic fleece on rear side




Acoustical Properties

		Sabins per Island					
		125 Hz	250 Hz	500 Hz	1000 Hz	2000 Hz	4000 Hz
5 units at distance > 6' 6-3/4" centers Suspension height: 19-1/2"	4' x 4' x 1 1/2"	5.7	11.5	21.2	26.9	28.7	29.1
4 units at distance > 6' 6-3/4" centers Suspension height: 19-1/2"	4' x 6' x 1 1/2"	7.9	19.0	30.5	39.5	42.0	41.3
5 units spaced apart 11-3/4" Suspension height: 19-1/2"	4' x 8' x 1 1/2"	5.2	12.1	19.2	25.0	26.7	26.7



Rockfon® Contour™



Edge designation	Item number	Modular size (nominal)	lbs/unit	units/carton	Fire Class	Light Reflectance	Sag resistance* (relative humidity)	Low VOC	Recycled Content
SQc 	SQc 7200	12" x 48" x 2"	5.07	12	A	0.79	up to 100%	✓	up to 42%
	SQc 7225	24" x 48" x 2"	10.14	6	A	0.79	up to 100%	✓	up to 42%

*Rockfon Contour is not suitable for use in swimming pools or outdoors.

Material

Stone wool (Mineral Wool) frameless baffle with factory painted glass scrim on both sides




Acoustical Properties

	24" x 48" x 2"	Sabins per baffle					
		125 Hz	250 Hz	500 Hz	1000 Hz	2000 Hz	4000 Hz
Tested in ISO Type J mounting: 3 x 15'9" rows, 2'9" row spacing		3.5	4.0	7.1	8.5	8.4	7.8



Rockfon® Plenum Barrier Board

Edge designation	Item number	Board size	lbs/sqft	sqft/pallet	Fire Class	Recycled Content
Square 	7900	2' x 4' x 1-1/2"	1	528	A	up to 40%

Material

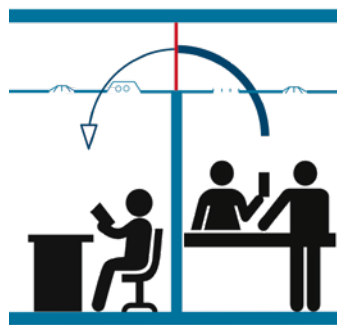
Stone wool (mineral wool) semi-rigid insulation board with reinforced aluminum foil facing adhered on one side

Performance



Without Plenum Barrier Board

- Blocking level 20-35 STC/CAC/NIC
- Test report NGC-6016008
- Noncompliance with most standards
- Avoid this design approach



With 1-Layer Plenum Barrier Board

- Blocking level 40 STC/CAC/NIC*
- Test report NGC-6016016
- Compliance with some standards
- Use over walls with standard doors and large areas of glass



With 2-Layer Plenum Barrier Board

- Blocking level 50+ STC/CAC/NIC*
- Test report NGC-6016017
- Compliance with most standards
- Use over walls without doors and glass

Note:

STC: Sound Transmission Class ASTM E90 / ASTM E413
CAC: Ceiling Attenuation Class ASTM E1414 / ASTM E413
NIC: Noise Isolation Class ASTM E336 / ASTM E413

* Blocking level results from combining ceiling performance with plenum barrier performance. Ceiling should be standard, 5/8" thick (or thicker), stone wool ceiling panels in suspension grid. The construction of the interior partition should have equal or greater sound blocking performance.

Rockfon® Island™ Wall System

Product Description

- Stone wool panel
- Visible side: smooth, deep matte painted fleece
- Rear side: white backing fleece
- Durable painted edges

Accessories

Direct Wall Bracket



Direct Spacer with Spacer Nut and Bolt




Rockfon® Island™ Panel Bracket






Stepped Wall Bracket



Stepped Spacer with Spacer Nut and Bolt



Edge Designation	Item Number	Shape	Modular Size (Nominal)	Weight lbs./unit	Units/Carton
DMT	8100		4' x 4' x 1-1/2"	19.84	4
DMT	8125		4' x 6' x 1-1/2"	28.66	4
DMT	8150		4' x 8' x 1-1/2"	38.02	2

Rectangle 4' x 8' can only be mounted horizontally by its longest sides.

Rockfon Island Wall System Kit Packaging Breakout	
5/8" gap distance kit (Item Number: 251565)	2-9/16" gap distance kit (Item Number: 251568)
(2) Wall Bracket 5/8"	(2) Wall Bracket 2-9/16"
(2) Island Panel Bracket	(2) Island Panel Bracket
(2) Spacer Nut M8	(2) Spacer Nut M8 + Nut M8
(2) Spacer Bolt 3/8"	(2) Spacer Bolt 2-3/8"

Suspension Systems

Our Chicago Metallic suspension systems are divided into four categories, offering a wide range of high performance solutions specially designed to resist corrosion and fire. Our grid systems are not only durable, but can be used in a variety of applications, from seismic installations to high-humidity spaces.

Available as standard systems, or tailored to fit your need, our Chicago Metallic grid systems are the go-to choice for contractors throughout North America.

Ceiling Grid

Our standard ceiling grid systems are designed for reliable, fast and accurate installation.

Drywall Suspension

Whether installing standard or curved drywall, our drywall suspension systems provide quick and simple installation. Our corridor suspension system, Spanfast®, provides an expedited solution for congested plenum or repeatable areas.

Specialty Grid

Our specialty grid systems are designed to provide enhanced functionality for unique space circumstances.

Accessories

From wall angles, to stone wool panel hold down clips, to seismic spacer bars, our complete line of grid, tile and metal ceiling accessories gives you the functionality you need and the quality you expect.





Product Assortment: Suspension Systems

Ceiling Grid

- Chicago Metallic® 4200 Integrity™ 9/16" 46
- Chicago Metallic® 4500 Ultraline™ 9/16" 48
- Chicago Metallic® 4600 Ultraline™ 9/16" 51
- Chicago Metallic® 4000 Tempra™ 9/16" 54
- Chicago Metallic® 1200 15/16" 57
- Chicago Metallic® 200 Snap-grid™ 15/16" 60
- Chicago Metallic® Barriergrid® 63

Drywall Suspension

- Chicago Metallic® Drywall Grid 65
- Chicago Metallic® Spanfast® Drywall Grid 67

Specialty Grid

- Chicago Metallic® 260 Aluminum Cap 15/16" 69
- Chicago Metallic® 1260 Aluminum Cap 15/16" .. 71
- Chicago Metallic® 830 All Aluminum 15/16" 73
- Chicago Metallic® 730 Stainless Steel 15/16" 75
- Chicago Metallic® G90
- Exterior Grade Systems 77
- Chicago Metallic® 660 Wide Face 1-3/8" 79

Accessories

- Clips..... 81
- Main Tee Adaptors 83
- Variable Placement Tee 83
- Vinyl Trim Kits 83
- Suspension System Covers 84
- Spline..... 84
- Paint..... 84
- Access Doors -
- Glass Reinforced Gypsum (GRG) 85
- Spacer Bars 85
- Tools 85
- Miscellaneous 86
- Wall Angles..... 87
- Specialty Wall Angles 88
- 10ft Shadow Moldings..... 88
- 10ft Wall Channels..... 89
- Drywall Wall Angles 89
- 10ft Slip-on Drywall Moldings..... 89
- 12ft Drywall Tracks 90
- Outside Corner Caps..... 90
- Inside Corner Caps 91

Suspension systems performance properties*

LEED® v4 highlights**

Materials and Resources (MR)

- Waste Management Planning ✓
- Interiors Life Cycle Impact Reduction ✓
- Environmental Product Declarations ✓
- Sourcing of Raw Materials ✓
- Material Ingredients ✓
- Waste Management ✓

Indoor Environmental Quality (EQ)

- Low-Emitting Materials ✓
- Interior Lighting ✓
- Acoustic Performance ✓

Material

ASTM C 635 Heavy Duty (HD), commercial quality steel, G30 hot-dip galvanized body and cap, 9/16" width, 1-15/16" and 1-13/16" heights.

Note: A metallurgist should be consulted regarding the suitability of this product for the environmental conditions in which it is being installed.

Colors***

Available in the following standard colors, Rockfon® Color-all™ colors, and RAL color options.



01 White



08 Black



44 Satin Silver



Color-all



Additional Information

Further product details, including installation information, can be found on www.rockfon.com

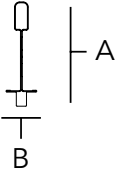
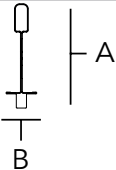
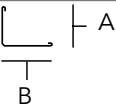
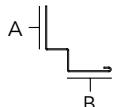
* All exceptions to above listed properties will be stated on products' page

** More information on LEED values can be found on the LEED v4 Solution Guide at www.rockfon.com

*** Color options are not applicable to Drywall Grid, Spanfast Drywall Grid and 730 Stainless Steel 15/16" Suspension Systems.

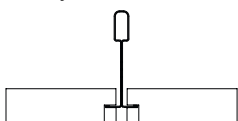


Chicago Metallic® 4200 Integrity™ 9/16"

Detail	Product Number	Length	Height (A)	Face (B)	Grid Coupling Type	Slotting / Class	Seismic	Recycled Content
Main Runners								
	4200.01	144"	1-15/16"	9/16"	Bayonet-End	6" OC, HD	C, DEF	25
Cross Tees								
	4211.01	4"	1-13/16"	9/16"	Stab-End	No Slots	C, DEF	25
	4212.01	6"	1-13/16"	9/16"	Stab-End	No Slots	C, DEF	25
	4202.01	24"	1-13/16"	9/16"	Stab-End	No Slots	C, DEF	25
	4204.01	48"	1-13/16"	9/16"	Stab-End	12" OC	C, DEF	25
	4206.01	72"	1-13/16"	9/16"	Stab-End	24" OC	C, DEF	25
	4208.01	96"	1-13/16"	9/16"	Stab-End	24" OC	C, DEF	25
Wall Angles & Channels								
	1480.01	144"	9/16"	15/16"	-	-	C, DEF	25
	1420.01	144"	15/16"	15/16"	-	-	C, DEF	25
	1467.01	144"	15/16"	1-3/16"	-	-	C, DEF	25
Shadow Moldings								
	1460.01	120"	3/4"	3/4"	-	3/8" Reveal	C	25
	1461.01	120"	3/4"	3/4"	-	3/4" Reveal	C	25
	1468.01	120"	3/4"	15/16"	-	3/8" Reveal	C	25
	1464.905	120"	15/16"	15/16"	-	1/4" Reveal	C	25
	1469.01	120"	15/16"	9/16"	-	3/8" Reveal	C	25

Compatible Tile Edge Types

4200 System



SLN

Chicago Metallic® 4200 Integrity™ 9/16" (continued)

Performance

Component Load Test Data and Material

Allowable Load per ASTM C635							
Main Tee	Length	Hanger Spacing					
		-	-	4'	5'	6'	-
Main Tee	Length	-	-	4'	5'	6'	-
4200.01	144"	-	-	HD	-	-	-
Cross Tee	Length	2'	3'	4'	5'	6'	8'
4211.01	4"	-	-	-	-	-	-
4212.01	6"	-	-	-	-	-	-
4202.01	24"	24.5♦	-	-	-	-	-
4204.01	48"	-	-	12.9	-	-	-
4206.01	72"	-	27.3♦♦	-	-	-	-
4208.01	96"	-	-	12.5♦♦	-	-	-

To convert data into lb/ft², divide on center spacing of component into lb/ft.

♦ Limited by safety factor of 2.

• Wire at mid-point of member

Note: For 6' and 8' cross tee spans with no hanger support at mid-point of member, please contact Technical Services

Packaging

Product Number	Pieces per Carton	Ft per Carton	Lbs per Carton	Cartons per Pallet	Lbs per Pallet
Main Runners					
4200.01	20	240	79	28	2312
Cross Tees					
4211.01	60	20	5	Palletized to Order	Palletized to Order
4212.01	60	30	5	Palletized to Order	Palletized to Order
4202.01	60	120	23	50	1200
4204.01	60	240	64	28	1842
4206.01	20	120	32	28	996
4208.01	20	160	43	28	1304



Chicago Metallic® 4500 Ultraline™ 9/16"

Detail	Product Number	Length	Height (A)	Face (B)	Grid Coupling Type	Slotting / Class	Fire Rated	Seismic	Recycled Content	
Main Runners										
	4501.01	120"	1-3/4"	9/16"	Bayonet-End	Slots 15" OC Notches 30" OC, ID	-	C	25	
	4502.01	120"	1-3/4"	9/16"	Bayonet-End	Slots 10" OC Notches 20" OC, ID	-	C	25	
	4503.01	120"	1-3/4"	9/16"	Bayonet-End	Slots 12" OC Notches 24" OC, ID	-	C	25	
	4531.01	120"	1-3/4"	9/16"	Bayonet-End	Slots 15" OC Notches 30" OC, HD	-	C, DEF	25	
	4500.01	144"	1-3/4"	9/16"	Bayonet-End	Slots 12" OC Notches 24" OC, ID	-	C	25	
	4530.01	144"	1-3/4"	9/16"	Bayonet-End	Slots 12" OC Notches 24" OC, HD	-	C, DEF	25	
	4540.01	144"	1-3/4"	9/16"	Bayonet-End	Slots 12" OC Notches 48" OC, ID	-	C	25	
	4550.01	144"	1-3/4"	9/16"	Bayonet-End	Slots 12" Notches 24" OC, ID	✓	C	25	
	4560.01	144"	1-3/4"	9/16"	Bayonet-End	Slots 12" OC No Notches, HD	-	C, DEF	25	
	4530.01HRC	144"	1-3/4"	9/16"	Bayonet-End	Slots 12"/Notches 24" OC, HD	-	C, DEF	65	
Cross Tees										
	4511.01	12"	1-3/4"	9/16"	Stab-End	No Slots No Notches	-	C, DEF	25	
	4520.01	20"	1-3/4"	9/16"	Stab-End	No Slots No Notches	-	C, DEF	25	
	4512.01	24"	1-3/4"	9/16"	Stab-End	No Slots No Notches	-	C, DEF	25	
	4562.01	24"	1-3/4"	9/16"	Stab-End	No Slots No Notches	✓	C, DEF	25	
		4512.01HRC	24"	1-3/4"	9/16"	Stab-End	No Slots No Notches	-	C, DEF	65
	4513.01	30"	1-3/4"	9/16"	Stab-End	No Slots No Notches	-	C, DEF	25	
	4524.01	48"	1-3/4"	9/16"	Stab-End	No Slots No Notches	-	C, DEF	25	
	4514.01	48"	1-3/4"	9/16"	Stab-End	Slot & Notch at Midpoint	-	C, DEF	25	
	4518.01	48"	1-3/4"	9/16"	Stab-End	Slot/Notch-one side	-	C, DEF	25	
	4564.01	48"	1-3/4"	9/16"	Stab-End	Slot & Notch at Midpoint	✓	C, DEF	25	
		4568.01	48"	1-3/4"	9/16"	Stab-End	Slot at Midpoint Notch at 24" one side	✓	C, DEF	25
		4514.01HRC	48"	1-3/4"	9/16"	Stab-End	Slot & Notch at Midpoint	-	C, DEF	65
	4515.01	60"	1-3/4"	9/16"	Stab-End	Slot & Notch at Midpoint	-	C, DEF	25	
	4519.01	60"	1-3/4"	9/16"	Stab-End	Slot/Notch-30" one side	-	C, DEF	25	
	4521.01	60"	1-3/4"	9/16"	Stab-End	No Slots No Notches	-	C, DEF	25	
4516.01	72"	1-3/4"	9/16"	Stab-End	No Slots No Notches	-	C, DEF	25		
4528.01	96"	1-3/4"	9/16"	Stab-End	24 Slots OC No Notches	-	C, DEF	25		
Wall Angles & Channels										
	1480.01	144"	9/16"	15/16"	-	-	-	C, DEF	25	
	1420.01	144"	15/16"	15/16"	-	-	-	C, DEF	25	
	21420.01	144"	15/16"	15/16"	-	-	-	C, DEF	25	
	1467.01	144"	15/16"	1-3/16"	-	-	-	C, DEF	25	
		1420.01HRC	144"	15/16"	15/16"	-	-	-	C, DEF	65
		1480.01HRC	144"	9/16"	15/16"	-	-	-	C, DEF	65
		1467.01HRC	144"	15/16"	1-3/16"	-	-	-	C	65
Shadow Moldings										
	1460.01	120"	3/4"	3/4"	-	3/8" Reveal	-	C	25	
	1461.01	120"	3/4"	3/4"	-	3/4" Reveal	-	C	25	
	1468.01	120"	3/4"	15/16"	-	3/8" Reveal	-	C	25	
	1469.01	120"	15/16"	9/16"	-	3/8" Reveal	-	C	25	

Chicago Metallic® 4500 Ultraline™ 9/16" (continued)

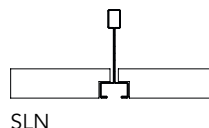
Material

ASTM C 635 Heavy Duty (HD) and Intermediate Duty (ID) main tee classifications; commercial quality electro galvanized 01Z per ASTM A879/A879M, 9/16" wide with 1/4" center reveal, 1-3/4" height.

Note: A metallurgist should be consulted regarding the suitability of this product for the environmental conditions in which it is being installed.

Compatible Tile Edge Types

4500/4550/4500HRC Systems



Performance

Component Load Test Data and Material

Allowable Load per ASTM C635						
Main Tee	Length	Hanger Spacing				
		-	4'	5'	6'	-
4501	120"	-	ID	7.7	4.6	-
4502	120"	-	ID	7.7	4.6	-
4503	120"	-	ID	7.7	4.6	-
4531	120"	-	HD	9.3	5.6	-
4500	144"	-	ID	7.7	4.6	-
4530	144"	-	HD	9.3	5.6	-
4540	144"	-	ID	7.7	4.6	-
4550	144"	-	ID	9.3	5.6	-
4560	144"	-	HD	9.3	5.6	-
4530.01HRC	144"	-	HD	9.3	5.6	-
Cross Tee	Length	2'	4'	5'	6'	8'
4512	24"	55.0♦	-	-	-	-
4562	24"	55.0♦	-	-	-	-
4512.01HRC	24"	55.0♦	-	-	-	-
4514	48"	-	14.6	-	-	-
4518	48"	-	14.6	-	-	-
4564	48"	-	14.5	-	-	-
4568	48"	-	14.5	-	-	-
4524	48"	-	13.1	-	-	-
4514.01HRC	48"	-	14.5	-	-	-
4515	60"	-	-	7.7	-	-
4519	60"	-	-	7.7	-	-
4521	60"	-	-	7.7	-	-
4516	72"	-	-	-	4.6	-
4528	96"	-	-	-	-	13.1

To convert data into lb/ft², divide on center spacing of component into lb/ft.
 ♦ Limited by safety factor of 2.

Chicago Metallic® 4500 Ultraline™ 9/16" (continued)

Packaging

Product Number	Pieces per Carton	Ft per Carton	Lbs per Carton	Cartons per Pallet	Lbs per Pallet
Main Runners					
4501.01	20	200	51	24	1224
4502.01	20	200	51	24	1224
4503.01	20	200	51	24	1224
4531.01	20	200	66	24	1584
4500.01	20	240	60	24	1440
4530.01	20	240	73	24	1752
4540.01	20	240	60	Palletized to Order	Palletized to Order
4550.01	20	240	79	24	1896
4560.01	20	240	79	24	1896
4530.01HRC	20	240	73	24	1752
Cross Tees					
4511.01	80	80	20	50	1000
4520.01	70	116	29	50	1450
4512.01	70	140	36	50	1750
4562.01	70	140	35	Palletized to Order	Palletized to Order
4512.01HRC	70	140	35	50	1750
4513.01	40	100	26	Palletized to order	Palletized to Order
4524.01	40	160	41	42	1722
4514.01	40	160	41	42	1722
4518.01	40	160	41	42	1722
4564.01	40	160	41	Palletized to Order	Palletized to Order
4568.01	40	160	41	Palletized to Order	Palletized to Order
4514.01HRC	40	160	41	42	1722
4515.01	40	200	52	30	1560
4519.01	40	200	52	30	1560
4521.01	40	200	52	Palletized to order	Palletized to Order
4516.01	20	120	32	Palletized to order	Palletized to Order
4528.01	20	160	42	Palletized to order	Palletized to Order



Chicago Metallic® 4600 Ultraline™ 9/16"

Detail	Product Number	Length	Height (A)	Face (B)	Grid Coupling Type	Slotting / Class	Seismic	Recycled Content
Main Runners								
	4601.01	120"	1-3/4"	9/16"	Stab-End	Slots/Notches 30" OC, ID	C	25
	4602.01	120"	1-3/4"	9/16"	Stab-End	Slots/Notches 20" OC, ID	C	25
	4600.01	144"	1-3/4"	9/16"	Stab-End	Slots/Notches 24" OC, ID	C	25
	4630.01	144"	1-3/4"	9/16"	Stab-End	Slots/Notches 24" OC, HD	C, DEF	25
	4640.01	144"	1-3/4"	9/16"	Stab-End	Slots/Notches 48" OC, ID	C	25
	4660.01	144"	1-3/4"	9/16"	Stab-End	Slots 12" OC No Notches, HD	C, DEF	25
	4630.01HRC	144"	1-3/4"	9/16"	Bayonet-End	Slots 12"/Notches 24" OC, HD	C, DEF	65
Cross Tees								
	4611.01	12"	1-3/4"	9/16"	Stab-End	No Slots No Notches	C, DEF	25
	4620.01	20"	1-3/4"	9/16"	Stab-End	No Slots No Notches	C, DEF	25
	4612.01	24"	1-3/4"	9/16"	Stab-End	No Slots No Notches	C, DEF	25
	4612.01HRC	24"	1-3/4"	9/16"	Stab-End	No Slots No Notches	C, DEF	65
	4613.01	30"	1-3/4"	9/16"	Stab-End	No Slots No Notches	C, DEF	25
	4614.01	48"	1-3/4"	9/16"	Stab-End	Slot & Notch at Midpoint	C, DEF	25
	4618.01	48"	1-3/4"	9/16"	Stab-End	Slot at Midpoint, Notch on 1 side at Midpoint	C, DEF	25
	4624.01	48"	1-3/4"	9/16"	Stab-End	No Slots No Notches	C, DEF	25
	4614.01HRC	48"	1-3/4"	9/16"	Stab-End	Slot & Notch at Midpoint	C, DEF	65
	4615.01	60"	1-3/4"	9/16"	Stab-End	Slots/Notches 30" OC	C, DEF	25
	4621.01	60"	1-3/4"	9/16"	Stab-End	No Slots No Notches	C, DEF	25
	4616.01	72"	1-3/4"	9/16"	Stab-End	No Slots No Notches	C, DEF	25
4628.01	96"	1-3/4"	9/16"	Stab-End	Slots 24" OC No Notches	C, DEF	25	
Wall Angles & Channels								
	1480.01	144"	9/16"	15/16"	-	-	C, DEF	25
	1420.01	144"	15/16"	15/16"	-	-	C, DEF	25
	21420.01	144"	15/16"	15/16"	-	-	C, DEF	25
	1467.01	144"	15/16"	1-3/16"	-	-	C, DEF	25
	1420.01HRC	144"	15/16"	15/16"	-	-	C, DEF	65
	1480.01HRC	144"	9/16"	15/16"	-	-	C, DEF	65
	1467.01HRC	144"	15/16"	1-3/16"	-	-	C	65
Shadow Moldings								
	1460.01	120"	3/4"	3/4"	-	3/8" Reveal	C	25
	1461.01	120"	3/4"	3/4"	-	3/4" Reveal	C	25
	1468.01	120"	3/4"	15/16"	-	3/8" Reveal	C	25
	1469.01	120"	15/16"	9/16"	-	3/8" Reveal	C	25

Chicago Metallic® 4600 Ultraline™ 9/16" (continued)

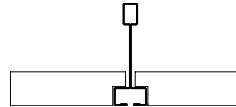
Material

ASTM C 635 Heavy Duty (HD) and Intermediate Duty (ID) main tee classifications; commercial quality electro galvanized 01Z per ASTM A879/A879M, 9/16" wide with 1/8" center reveal, 1-3/4" height.

Note: A metallurgist should be consulted regarding the suitability of this product for the environmental conditions in which it is being installed.

Compatible Tile Edge Types

4600/4600HRC Systems



SLN

Performance

Component Load Test Data and Material

Allowable Load per ASTM C635						
Main Tee	Length		Hanger Spacing			
			4'	5'	6'	
4601	120"	-	ID	7.7	4.6	-
4602	120"	-	ID	7.7	4.6	-
4600	144"	-	ID	7.7	4.6	-
4630	144"	-	HD	9.3	5.6	-
4640	144"	-	ID	7.7	4.6	-
4660	144"	-	ID	9.3	5.6	-
4630.01HRC	144"	-	HD	9.3	5.6	-
Cross Tee	Length	2'	4'	5'	6'	8'
4612	24"	55.0♦	-	-	-	-
4612.01HRC	24"	55.0♦	-	-	-	-
4614	48"	-	14.6	-	-	-
4618	48"	-	14.6	-	-	-
4624	48"	-	13.1	-	-	-
4614.01HRC	48"	-	14.5	-	-	-
4615	60"	-	-	7.7	-	-
4621	60"	-	-	7.7	-	-
4616	72"	-	-	-	4.6	-
4628	96"	-	-	-	-	13.1•

To convert data into lb/ft², divide on center spacing of component into lb/ft.

♦ Limited by safety factor of 2.

Chicago Metallic® 4600 Ultraline™ 9/16" (continued)

Packaging

Product Number	Pieces per Carton	Ft per Carton	Lbs per Carton	Cartons per Pallet	Lbs per Pallet
Main Runners					
4601.01	20	200	51	24	1608
4602.01	20	240	73	24	1608
4600.01	20	240	60	24	1416
4630.01	20	200	51	24	1944
4640.01	20	240	60	24	1416
4660.01	20	200	51	24	1944
4630.01HRC	20	240	73	24	1944
Cross Tees					
4611.01	80	80	20	Palletized to Order	Palletized to Order
4620.01	70	116	29	Palletized to Order	Palletized to Order
4612.01	70	140	36	50	1800
4612.01HRC	70	140	35	50	1800
4613.01	40	100	25	Palletized to Order	Palletized to Order
4614.01	40	160	41	42	1722
4618.01	40	160	41	42	1722
4624.01	40	160	41	42	1722
4614.01HRC	40	160	41	42	1722
4615.01	40	200	49	Palletized to Order	Palletized to Order
4621.01	40	200	49	Palletized to Order	Palletized to Order
4616.01	40	160	30	Palletized to Order	Palletized to Order
4628.01	20	160	39	Palletized to Order	Palletized to Order



Chicago Metallic® 4000 Tempra™ 9/16"

Detail	Product Number	Length	Height (A)	Face (B)	Grid Coupling Type	Slotting / Class	Fire Rated	Seismic	Recycled Content	
Main Runners										
	4000.01CZ	144"	1-5/8"	9/16"	Bayonet-End	6" OC	ID	-	C	25
	4040.01CH	144"	1-5/8"	9/16"	Bayonet-End	6" OC	HD	-	C, DEF	25
	4001.01CH	120"	1-5/8"	9/16"	Bayonet-End	10" OC	ID	-	C	25
	4050.01CZ	144"	1-5/8"	9/16"	Bayonet-End	6" OC	ID	✓	C	25
	4040.01HRC	144"	1-5/8"	9/16"	Bayonet-End	Slots 6" OC	HD	-	C, DEF	65
Cross Tees										
	4004.01Z	4"	1-1/2"	9/16"	Stab-End	No Slots	-	C, DEF	25	
	4006.01Z	6"	1-1/2"	9/16"	Stab-End	No Slots	-	C, DEF	25	
	4013.01CZ	30"	1-1/2"	9/16"	Stab-End	No Slots	-	C, DEF	25	
	4014.01CZ	48"	1-1/2"	9/16"	Stab-End	12" OC	-	C, DEF	25	
	4015.01CH	60"	1-1/2"	9/16"	Stab-End	10" OC	-	C, DEF	25	
	4017.01CH	72"	1-1/2"	9/16"	Stab-End	24" OC	-	C, DEF	25	
	4018.01CH	96"	1-1/2"	9/16"	Stab-End	24" OC	-	C, DEF	25	
	4020.01CZ	20"	1-1/2"	9/16"	Stab-End	No Slots	-	C, DEF	25	
	4022.01CZ	24"	1-1/2"	9/16"	Stab-End	No Slots	-	C, DEF	25	
	4032.01CZ	24"	1-1/2"	9/16"	Hook-End	No Slots	-	C	25	
	4034.01CZ	48"	1-1/2"	9/16"	Hook-End	24" OC	-	C	25	
	4052.01CZ	24"	1-3/4"	9/16"	Stab-End	No Slots	✓	C, DEF	25	
	4054.01CZ	48"	1-3/4"	9/16"	Stab-End	12" OC	✓	C, DEF	25	
	4014.01HRCZ	24"	1-5/8"	9/16"	Stab-End	No Slots	-	C, DEF	65	
4022.01HRCZ	48"	1-5/8"	9/16"	Stab-End	Slots 12" OC	-	C, DEF	65		
Wall Angles & Channels										
	1480.01	144"	9/16"	15/16"	-	-	-	C, DEF	25	
	1420.01	144"	15/16"	15/16"	-	-	-	C, DEF	25	
	21420.01	144"	15/16"	15/16"	-	-	-	C, DEF	25	
	1480.01HRC	144"	9/16"	15/16"	-	-	-	C, DEF	65	
	1420.01HRC	144"	15/16"	15/16"	-	-	-	C, DEF	65	
Shadow Moldings										
	1460.01	120"	3/4"	3/4"	-	-	-	C	25	
	1461.01	120"	3/4"	3/4"	-	-	-	C	25	
	1469.01	120"	15/16"	9/16"	-	-	-	C	25	

Note: Cross tees are override design, with stab-in end detail, unless noted otherwise. Hook end tees are suitable for seismic areas 1 and 2 only. Butt-cut tees are used for true, flat panel installation, i.e., metal panels. Wires required at mid point for loads exceeding weight of Rockfon tile.

Chicago Metallic® 4000 Tempra™ 9/16" (continued)

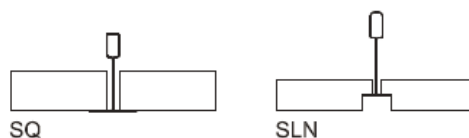
Material

ASTM C 635 Heavy Duty (HD) and Intermediate Duty (ID) main tee classifications; commercial quality steel, G30 hot-dip galvanized body and cap, 9/16" width, 1-1/2" and 1-5/8" heights.

Note: A metallurgist should be consulted regarding the suitability of this product for the environmental conditions in which it is being installed.

Compatible Tile Edge Types

4000/4050/4000HRC Systems



Performance

Component Load Test Data and Material

Allowable Load per ASTM C635						
Main Tee	Length	Hanger Spacing				
		-	-	4'	5'	6'
4000	144"	-	-	ID	6.4	3.8
4040	144"	-	-	HD	8.8	5.3
4040 HRC	144"	-	-	HD	8.8	-
4050	144"	-	-	ID	-	-
Cross Tee	Length	2'	3'	4'	5'	-
4022	24"	24.5 ♦	-	-	-	-
4022 HRC	24"	24.5 ♦	-	-	-	-
4032	24"	24.5 ♦	-	-	-	-
4052	24"	45.0 ♦	-	-	-	-
4014	48"	-	-	12.9	-	-
4014 HRC	48"	-	-	12.9	-	-
4034	48"	-	-	12.9	-	-
4054	48"	-	-	12.9	-	-
4015	60"	-	-	-	6.5	-
4017	72"	-	27.3 ♦♦	-	-	-
4018	96"	-	-	12.5 ♦♦	-	-

To convert data into lb/ft², divide on center spacing of component into lb/ft.

♦ Limited by safety factor of 2.

♦ Wire at mid-point of member

Note: For 6' and 8' cross tee spans with no hanger support at mid-point of member, please contact Technical Services

Chicago Metallic® 4000 Tempra™ 9/16" (continued)

Packaging

Product Number	Pieces per Carton	Ft per Carton	Lbs per Carton	Cartons per Pallet	Lbs per Pallet
Main Runners					
4000.01CZ	20	240	54.7	30	1640
4040.01CH	20	240	84	30	2520
4001.01CH	30	300	74	28	2058
4050.01CZ	20	240	62	30	1860
4040.01HRC	20	240	84	30	2520
Cross Tees					
4004.01Z	60	20	5	10	50
4006.01Z	60	30	5	10	50
4013.01CZ	60	150	40	Palletized to Order	Palletized to Order
4014.01CZ	60	240	55	30	1650
4015.01CH	60	300	68	30	2040
4017.01CH	20	120	25	28	700
4018.01CH	20	160	28	28	784
4020.01CZ	60	100	21	64	1344
4022.01CZ	60	120	22.2	64	1421
4032.01CZ	60	120	21	64	1344
4034.01CZ	60	240	55	30	1650
4052.01CZ	60	120	30.6	64	1958
4054.01CZ	60	240	59	30	1770
4014.01HRCZ	60	240	52.8	30	1584
4022.01HRCZ	60	120	22	64	1421



Chicago Metallic® 1200 15/16"

Detail	Product Number	Length	Height (A)	Face (B)	Grid Coupling Type	Slotting / Class	Fire Rated	Seismic	Recycled Content
Main Runners									
	216.01H	120"	1-1/2"	15/16"	Bayonet-End	6" OC, ID	-	C	25
	299.01H	120"	1-1/2"	15/16"	Bayonet-End	10" OC, ID	✓	C	25
	200.XXZ.01	144"	1-41/64"	15/16"	Bayonet-End	6" OC, HD	-	C, DEF	25
	200.XXZ.01HRC	144"	1-41/64"	15/16"	Bayonet-End	6" OC, HD	-	C, DEF	65
	211.01Z	144"	1-1/2"	15/16"	Bayonet-End	6" OC, ID	-	C	25
	250.01Z	144"	1-1/2"	15/16"	Bayonet-End	6" OC, ID	✓	C	25
	270.XXZ.01	144"	1-41/64"	15/16"	Bayonet-End	6" OC, HD	✓	C, DEF	25
Cross Tees									
	1211.01Z	4"	1-1/2"	15/16"	Stab-End	No Slots	-	C, DEF	25
	1212.01Z	6"	1-1/2"	15/16"	Stab-End	No Slots	-	C, DEF	25
	1251.01H	12"	1-1/2"	15/16"	Stab-End	No Slots	✓	C, DEF	25
	1257.01Z	20"	1-1/2"	15/16"	Stab-End	No Slots	✓	C, DEF	25
	1252.01HRCZ	24"	1-1/2"	15/16"	Stab-End	No Slots	-	C, DEF	65
	1202.01Z	24"	1-5/16"	15/16"	Stab-End	No Slots	-	C, DEF	25
	1252.01Z	24"	1-1/2"	15/16"	Stab-End	No Slots	✓	C, DEF	25
	1258.01H	30"	1-1/2"	15/16"	Stab-End	No Slots	✓	C, DEF	25
	1253.01H	36"	1-1/2"	15/16"	Stab-End	12" OC	✓	C, DEF	25
	1210.01Z	48"	1-1/2"	15/16"	Stab-End	12" OC	-	C, DEF	25
	1213.01H	48"	1-1/2"	15/16"	Stab-End	12" OC	-	C, DEF	25
	1214.01Z	48"	1-1/2"	15/16"	Stab-End	12" OC	-	C, DEF	25
	1254.01Z	48"	1-1/2"	15/16"	Stab-End	12" OC	✓	C, DEF	25
	1274.01Z	48"	1-1/2"	15/16"	Stab-End	No Slots, HD	✓	C, DEF	25
	1280.01H	48"	1-1/2"	15/16"	Stab-End	3 Slots 12" OC	-	C, DEF	25
	1214.01HRCZ	48"	1-1/2"	15/16"	Stab-End	12" OC	-	C, DEF	65
	1207.01H	60"	1-1/2"	15/16"	Stab-End	6" OC	-	C, DEF	25
	1296.01H	60"	1-1/2"	15/16"	Stab-End	5 slots: midpoint, 10" each side of midpoint, and 6" from each end	✓	C, DEF	25
1236.01H	72"	1-1/2"	15/16"	Stab-End	12" OC	-	C, DEF	25	
1278.01H	96"	1-1/2"	15/16"	Stab-End	12" OC	-	C, DEF	25	
Wall Angles & Channels									
	1420.01	144"	15/16"	15/16"	-	-	-	C, DEF	25
	1425.01	144"	2"	2"	-	-	-	C, DEF	25
	1428.01	144"	1"	2"	-	-	-	C, DEF	25
	1430.01	144"	7/8"	7/8"	-	-	-	C	25
	21420.01	144"	15/16"	15/16"	-	-	-	C, DEF	25
	1420.01HRC	144"	15/16"	15/16"	-	-	-	C, DEF	65
	1480.01HRC	144"	9/16"	15/16"	-	-	-	C, DEF	65
	1454.01	120"	1-4.75/8"	15/16"	-	-	-	C, DEF	25
Shadow Moldings									
	1460.01	120"	3/4"	3/4"	-	3/8" Reveal	-	C	25
	1461.01	120"	3/4"	3/4"	-	3/4" Reveal	-	C	25
	1469.01	120"	15/16"	9/16"	-	3/8" Reveal	-	C	25

Chicago Metallic® 1200 15/16" (continued)

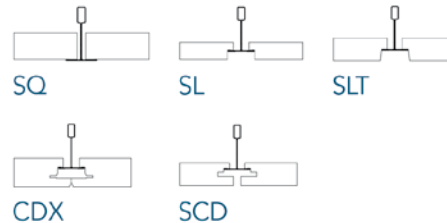
Material

ASTM C 635 Heavy Duty (HD) and Intermediate Duty (ID) main tee classifications; commercial quality HDG-30 steel, galvanized body and cap, 15/16" width, 1-1/2" height. Meets all seismic code requirements.

Note: A metallurgist should be consulted regarding the suitability of this product for the environmental conditions in which it is being installed.

Compatible Tile Edge Types

1200/1250/1200HRC Systems



Performance

Component Load Test Data and Material

Allowable Load per ASTM C635								
Main Tee	Length	Hanger Spacing						
					4'	5'	6'	
216.01H	120"		-	-	ID	6.0	4.0	-
299.01H	120"		-	-	ID	6.0	4.0	-
200.XXZ.01	144"		-	-	HD	8.9	5.6	-
200.XXZ.01HRC	144"		-	-	HD	8.9	5.6	-
211.01Z	144"		-	-	ID	6.0	4.0	-
250.01Z	144"		-	-	ID	6.0	4.0	-
270.XXZ.01	144"		-	-	HD	8.9	5.6	-
Cross Tee	Length	1'	2'	3'	4'	5'	6'	8'
1252.01HRCZ	24"		40.5♦	-	-	-	-	-
1202.01Z	24"		21.5♦	-	-	-	-	-
1252.01Z	24"		40.5♦	-	-	-	-	-
1210.01Z	48"		-	-	9.3	-	-	-
1214.01Z	48"		-	-	14.0	-	-	-
1254.01Z	48"		-	-	14.0	-	-	-
1274.01Z	48"		-	-	17.0	-	-	-
1214.01HRCZ	48"		-	-	14.0	-	-	-
1207.01H	60"		-	-	-	8.5	-	-
1296.01H	60"		-	-	-	7.0	-	-
1236.01H	72"		-	-	-	-	8•	-
1278.01H	96"		-	-	-	-	-	1.8

To convert data into lb/ft², divide on center spacing of component into lb/ft.

♦ Limited by safety factor of 2.

* With midspan hanger wire support.

Chicago Metallic® 1200 15/16" (continued)

Packaging

Product Number	Pieces per Carton	Ft per Carton	Lbs per Carton	Cartons per Pallet	Lbs per Pallet
Main Runners					
216.01H	25	250	62	28	1736
299.01H	25	250	65	28	1820
200.XXZ.01	20	240	71.2	30	2136
200.XXZ.01HRC	20	240	60	30	1800
211.01Z	20	240	60	30	1800
250.01Z	20	240	60.8	30	1824
270.XXZ.01	20	240	72.8	30	2184
Cross Tees					
1211.01Z	60	20	5	10	50
1212.01Z	60	30	5	10	50
1251.01H	100	100	23	50	1150
1257.01Z	60	100	24	64	1536
1252.01HRCZ	75	150	24	50	1750
1202.01Z	60	120	20	64	1280
1252.01Z	60	120	28	64	1792
1258.01H	50	125	29	40	1160
1253.01H	50	150	36	50	1750
1210.01Z	60	240	42	30	1260
1213.01H	60	250	22	40	880
1214.01Z	60	240	528	30	1584
1254.01Z	60	240	52.8	30	1584
1274.01Z	60	240	732	30	2196
1280.01H	50	200	33	40	1320
1214.01HRCZ	50	200	61	40	2440
1207.01H	50	250	73	30	2310
1296.01H	50	250	57	30	1710
1236.01H	25	150	37	28	1036
1278.01H	25	200	46	28	1288



Chicago Metallic® 200 Snap-grid™ 15/16"

Detail	Product Number	Length	Height (A)	Face (B)	Grid Coupling Type	Slotting / Class	Fire Rated	Seismic	Recycled Content
Main Runners									
	216.01H	120"	1-1/2"	15/16"	Bayonet-End	6" OC, ID	-	C	25
	299.01H	120"	1-1/2"	15/16"	Bayonet-End	10" OC, ID	✓	C	25
	200.XXZ.01	144"	1-41/64"	15/16"	Bayonet-End	6" OC, HD	-	C, DEF	25
	211.01Z	144"	1-1/2"	15/16"	Bayonet-End	6" OC, ID	-	C	25
	250.01Z	144"	1-1/2"	15/16"	Bayonet-End	6" OC, ID	✓	C	25
	270.XXZ.01	144"	1-41/64"	15/16"	Bayonet-End	6" OC, HD	✓	C, DEF	25
Cross Tees									
	251.01H	12"	1-1/2"	15/16"	Hook-End	No Slots	✓	C	25
	257.01Z	20"	1-1/2"	15/16"	Hook-End	No Slots	✓	C	25
	252.01Z	24"	1-1/2"	15/16"	Hook-End	No Slots	✓	C	25
	229.01Z	24"	1-1/2"	15/16"	Hook-End	No Slots	-	C	25
	258.01H	30"	1-1/2"	15/16"	Hook-End	No Slots	✓	C	25
	253.01H	36"	1-1/2"	15/16"	Hook-End	12" OC	✓	C	25
	209.01Z	48"	1-1/2"	15/16"	Hook-End	12" OC	-	C	25
	254.01Z	48"	1-1/2"	15/16"	Hook-End	12" OC	✓	C	25
	207.01H	60"	1-1/2"	15/16"	Hook-End	6" OC	-	C	25
278.01H	96"	1-1/2"	15/16"	Hook-End	12" OC	-	C	25	
Wall Angles & Channels									
	1420.01	144"	15/16"	15/16"	-	-	-	C, DEF	25
	1425.01	144"	2"	2"	-	-	-	C, DEF	25
	1428.01	144"	1"	2"	-	-	-	C, DEF	25
	1430.01	144"	7/8"	7/8"	-	-	-	C	25
	21420.01	144"	15/16"	15/16"	-	-	-	C, DEF	25
	1454.01	120"	1-4.75/8"	15/16"	-	-	-	C, DEF	25
Shadow Moldings									
	1460.01	120"	3/4"	3/4"	-	3/8" Reveal	-	C	25
	1461.01	120"	3/4"	3/4"	-	3/4" Reveal	-	C	25
	1469.01	120"	15/16"	9/16"	-	3/8" Reveal	-	C	25
	1466.01	144"	1-3/4"	1-1/4"	-	3/4" x 1/4" Reveal	-	C	25

Chicago Metallic® 200 Snap-grid™ 15/16" (continued)

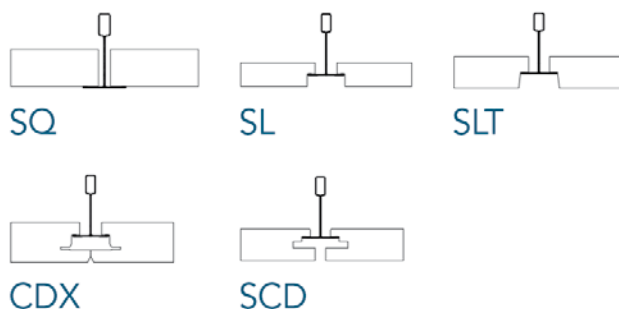
Material

ASTM C 635 Heavy Duty (HD) and Intermediate Duty (ID) main tee classifications; commercial quality HDG-30 steel, hot-dip galvanized body and cap, 15/16" width, 1-1/2" height.

Note: A metallurgist should be consulted regarding the suitability of this product for the environmental conditions in which it is being installed.

Compatible Tile Edge Types

200/250 Systems



Performance

Component Load Test Data and Material

Allowable Load per ASTM C635									
Main Tee	Length	Hanger Spacing							
					4'	5'	6'		
216.01H	120"		-	-	4'	6.0	4.0	-	-
299.01H	120"		-	-	ID	6.0	4.0	-	-
200.XXZ.01	144"		-	-	HD	8.9	5.6	-	-
211.01Z	144"		-	-	ID	6.0	4.0	-	-
250.01Z	144"		-	-	ID	6.0	4.0	-	-
270.XXZ.01	144"		-	-	HD	8.9	5.6	-	-
Cross Tee	Length	1'	20"	2'	30"	3'	4'	5'	8'
251.01H	12"		-	-	-	-	-	-	-
257.01Z	20"		90.0♦	-	-	-	-	-	-
252.01Z	24"		-	41.0♦	-	-	-	-	-
229.01Z	24"		-	32.5♦	-	-	-	-	-
258.01H	30"		-	-	57.4	-	-	-	-
253.01H	36"		-	-	-	34.7	-	-	-
209.01Z	48"		-	-	-	-	9.1	-	-
254.01Z	48"		-	-	-	-	14.1	-	-
207.01H	60"		-	-	-	-	-	8.5	-
278.01H	96"		-	-	-	-	-	-	2.1

To convert data into lb/ft², divide on center spacing of component into lb/ft.

♦ Limited by safety factor of 2.

Chicago Metallic® 200 Snap-grid™ 15/16" (continued)

Packaging

Product Number	Pieces per Carton	Ft per Carton	Lbs per Carton	Cartons per Pallet	Lbs per Pallet
Main Runners					
216.01H	25	250	62	28	1736
299.01H	25	250	65	28	1820
200.XXZ.01	20	240	71.2	30	2136
211.01Z	20	240	60	30	1800
250.01Z	20	240	60.8	30	1824
270.XXZ.01	20	240	72.8	30	2184
Cross Tees					
251.01H	100	100	22	50	1200
257.01Z	60	100	22.4	64	1434
252.01Z	60	120	28	64	1792
229.01Z	60	120	20.8	64	1331
258.01H	50	125	30	Palletized to order	Palletized to order
253.01H	50	150	34	Palletized to order	Palletized to order
209.01Z	60	240	43.2	30	1296
254.01Z	60	240	51.6	30	1548
207.01H	50	250	73	30	2310
278.01H	25	200	49	28	1372



Chicago Metallic® Barriergrid®

Detail	Product Number	Length	Height (A)	Face (B)	Grid Coupling Type	Slotting / Class	Seismic	Recycled Content
Main Runners								
	200.XXZ.01AG	144"	1-41/64"	15/16"	Bayonet-End	6" OC, HD	C, DEF	25
	600.01AG	144"	1-1/2"	1-3/8"	Bayonet-End	12" OC slotting	C, DEF	25
Cross Tees								
	1229.01AG	24"	1-1/2"	15/16"	Stab-End	No Slots	C, DEF	25
	602.01AG	24"	1-1/2"	1-3/8"	Stab-End	No Slots	C, DEF	25
	1215.01AG	48"	1-1/2"	15/16"	Stab-End	12" OC	C, DEF	25
	604.01AG	48"	1-1/2"	1-3/8"	Stab-End	12" OC	C, DEF	25
	229.01AG	24"	1-1/2"	15/16"	Hook-End	No Slots	C	25
	214.01AG	48"	1-1/2"	15/16"	Hook-End	12" OC	C	25
Wall Angles & Channels								
	1425.01	144"	2"	2"	-	-	C, DEF	25
	1428.01	144"	1"	2"	-	-	C, DEF	25
	1456.01AG	144"	1-1/8"	1"	-	-	C	25
	1446.01AG	120"	1-5/8"	1"	-	-	C	25

Note: Cross tees are override design, with stab-in end detail, unless noted otherwise. Hook end tees are suitable for seismic areas 1 and 2 only. Butt-cut tees are used for true, flat panel installation, i.e., metal panels.

Chicago Metallic® Barriergrid® (continued)

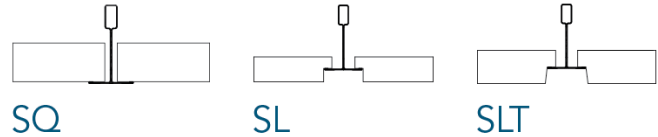
Material

ASTM C 635 Heavy Duty (HD) main tee classification, 01 White commercial quality painted steel, hot-dip galvanized body, aluminum cap, Standard G30 (15/16" width) and Premium G40 (1-3/8" width), Standard (1-13/16" height) and Premium (1-1/2" height). Closed cell PVC foam gaskets adhered to all tees.

Note: A metallurgist should be consulted regarding the suitability of this product for the environmental conditions in which it is being installed.

Compatible Tile Edge Types

Barriergrid Standard/Barriergrid Premium Systems (SQ Only)



Performance

Component Load Test Data and Material


Allowable Load per ASTM C635					
Main Tee	Length		Hanger Spacing		
			4'	5'	6'
200.01AG	144"	-	HD	-	-
600.01AG	144"	-	HD	-	-
Cross Tee	Length	2'	4'	5'	6'
1229.01AG	24"	33.0♦	-	-	-
229.01AG	24"	32.5♦	-	-	-
1215.01AG	48"	-	10.7	-	-
602.01AG	24"	100.0♦	-	-	-
604.01AG	48"	-	18.6	-	-

To convert data into lb/ft², divide on center spacing of component into lb/ft.

♦ Limited by safety factor of 2.

Packaging

Product Number	Pieces per Carton	Ft per Carton	Lbs per Carton	Cartons per Pallet	Lbs per Pallet
Main Runners					
200.XXZ.01AG	25	300	90	20	2250
600.01AG	20	240	80	20	1600
Cross Tees					
1229.01AG	75	150	24	40	960
602.01AG	40	80	26	40	1040
1215.01AG	50	200	42	30	1470
604.01AG	40	160	54	30	1296
229.01AG	75	150	24	40	960
214.01AG	50	200	42	30	1470



Chicago Metallic® Drywall Grid

Detail	Product Number	Length	Height (A)	Face (B)	Grid Coupling Type	Slotting / Class	Fire Rated	Seismic	Recycled Content
Main Runners									
	640.00C	144"	1-1/2"	1-3/8"	Bayonet-End	8" OC, HD	-	C, DEF	25
	640.00CR	144"	1-1/2"	1-3/8"	Bayonet-End	8" OC, HD	-	C, DEF	25
	650.00C	144"	1-1/2"	1-3/8"	Bayonet-End	8" OC, HD	✓	C, DEF	25
Cross Tees									
	644.00C	48"	7/8"	1-3/8"	Hook-End	One Slot at Midpoint	-	C, DEF	25
	654.00C	48"	1-1/2"	1-3/8"	Hook-End	No Slots	✓	C, DEF	25
	664.00C	48"	7/8"	1-3/8"	Stab-End	One Slot at Midpoint	-	C, DEF	25
	674.00C	48"	1-1/2"	1-3/8"	Stab-End	One Slot at Midpoint	✓	C, DEF	25
	1274.01H	48"	1-1/2"	1-3/8"	Stab-End	Three Slots 12" OC	-	C, DEF	25
	1274.01Z	48"	1-1/2"	15/16"	Stab-End	No Slots, HD	✓	C, DEF	25
	677.00C	72"	7/8"	1-3/8"	Stab-End	24" OC	✓	C, DEF	25
Wall Angles & Channels									
	1450.00	144"	1-9/16"	1"	-	-	-	C, DEF	25
	5130.00H	120"	1-1/2"	1-1/2"	-	-	-	C, DEF	25
	5130K.00H	120"	1-1/2"	1-1/2"	-	-	-	C, DEF	25
	634.00C	48"	7/8"	1-3/8"	-	No Slots	✓	C, DEF	25

Note: 677.00C has an allowable load of 7.61 based on L/240 span deflection

Material

ASTM C 635 Heavy Duty (HD) furring runner classification; commercial quality steel, G40 hot-dip galvanized body and knurled face cap, 1-3/8" width, 1-1/2" height. Also complies with ASTM C 645 and ASTM C 754.

Note: A metallurgist should be consulted regarding the suitability of this product for the environmental conditions in which it is being installed.

Chicago Metallic® Drywall Grid (continued)

Performance

Component Load Test Data and Material

Allowable Load per ASTM C635				
Main Tee	Length	Hanger Spacing		
		4'	6'	
640.00C	144"	HD	-	
650.00C	144"	HD	-	
Furring Channel	Length	-	-	
634.00C	48"	8.2	-	
Furring Tees	Length	-	-	
644.00C	48"	14.3	-	
654.00C	48"	14.3	-	
664.00C	48"	14.3	-	
674.00C	48"	14.3	-	
677.00C	72"	-	5.24	
Cross Tee	Length	-	-	
1274.01Z	48"	17.0	-	

To convert data into lb/ft², divide on center spacing of component into lb/ft.
 Note: 677 has an allowable load of 7.61 based on L/240 span deflection.

Packaging

Product Number	Pieces per Carton	Ft per Carton	Lbs per Carton	Cartons per Pallet	Lbs per Pallet
Main Runners					
640.00C	20	240	86	28	2408
640.00CR	20	240	86	Palletized to Order	Palletized to Order
650.00C	20	240	86	28	2408
Cross Tees					
644.00C	40	160	46	Palletized to Order	Palletized to Order
654.00C	40	160	47	Palletized to Order	Palletized to Order
664.00C	40	160	40	Palletized to Order	Palletized to Order
674.00C	40	160	47	Palletized to Order	Palletized to Order
1274.01H	60	240	732	30	2196
1274.01Z	60	240	732	30	2196
677.00C	20	120	43	Palletized to Order	Palletized to Order



Chicago Metallic® Spanfast® Drywall Grid

Detail	Product Number	Length	Height (A)	Face (B)	Slotting / Class	Seismic	Recycled Content
Main Runners							
	640.SF.72	72"	1-1/2"	1-3/8"	hanger holes 5" OC, HD	C, DEF	25
	640.SF.96	96"	1-1/2"	1-3/8"	hanger holes 5" OC, HD	C, DEF	25
	640.SF.120	120"	1-1/2"	1-3/8"	hanger holes 5" OC, HD	C, DEF	25
	640.SF.144	144"	1-1/2"	1-3/8"	hanger holes 5" OC, HD	C, DEF	25
	640.SF.168	168"	1-1/2"	1-3/8"	hanger holes 5" OC, HD	C, DEF	25
Wall Angles & Channels							
	1450.00SF	144"	1-9/16"	1"	-	C, DEF	25

Material

ASTM C 635 Heavy Duty (HD) furring runner classification; commercial quality 0.20 steel, G40 hot-dip galvanized body and knurled face cap, 1-3/8" width, 1-1/2" height.

Note: A metallurgist should be consulted regarding the suitability of this product for the environmental conditions in which it is being installed.

Chicago Metallic® Spanfast® Drywall Grid (continued)

Performance


Component Load Test Data and Material

			Allowable Load (lb/ft2) With No Lateral Bracing				
Furring Runner	Length	Spacing	4'	5'	6'	7'	7' (Mid-Span Support)
640.SF.72	72"	16"	-	-	6.05	-	-
	72"	24"	-	-	4.03	-	-
640.SF.96	96"	16"	18.80	-	-	-	-
	96"	24"	12.50	-	-	-	-
640.SF.120	120"	16"	-	10.23	-	-	-
	120"	24"	-	6.80	-	-	-
640.SF.144	144"	16"	-	-	6.05	-	-
	144"	24"	-	-	4.03	-	-
640.SF.168	168"	16"	-	-	-	3.86	-
	168"	16"	-	-	-	-	28.57
	168"	24"	-	-	-	-	19.00

Hanger wires are eliminated in many applications, and are reduced vs. standard drywall grid at spans greater than 7', minimizing labor and material costs.

Packaging

Product Number	Pieces per Carton	Ft per Carton	Lbs per Carton	Cartons per Pallet	Lbs per Pallet
Main Runners					
640.SF.72	12	72	16	42	672
640.SF.96	12	96	22	42	924
640.SF.120	12	120	27	42	1134
640.SF.144	12	144	32	42	1344
640.SF.168	12	168	38	42	1596



Chicago Metallic® 260 Aluminum Cap 15/16"

Detail	Product Number	Length	Height (A)	Face (B)	Grid Coupling Type	Slotting / Class	Fire Rated	Seismic	Recycled Content
Main Runners									
	260.01AZ	144"	1-1/2"	15/16"	Bayonet-End	6" OC, ID	✓	C	25
	280.XXZ.01	144"	1-41/64"	15/16"	Bayonet-End	6" OC, HD	✓	C, DEF	25
Cross Tees									
	262.01AZ	24"	1-1/2"	15/16"	Hook-End	No Slots	✓	C	25
	264.01AZ	48"	1-1/2"	15/16"	Hook-End	3 Slots 12" OC	✓	C	25
Wall Angles & Channels									
	1409.01AH	144"	3/4"	15/16"	-	-	-	C, DEF	25

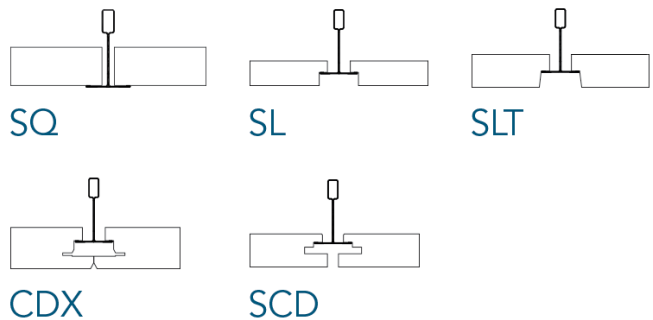
Material

ASTM C 635 Heavy Duty (HD) and Intermediate Duty (ID) main tee classifications; commercial quality HDG-30 steel, hot-dip galvanized body and aluminum cap, 15/16" width, 1-1/2" height.

Note: A metallurgist should be consulted regarding the suitability of this product for the environmental conditions in which it is being installed.

Compatible Tile Edge Types

260/280 System



Chicago Metallic® 260 Aluminum Cap 15/16" (continued)

Performance

Component Load Test Data and Material

Allowable Load per ASTM C635					
			Hanger Spacing		
Main Tee	Length	-	4'	5'	6'
260.01AZ	144"	-	ID	6.0	4.0
280.XXZ.01	144"	-	HD	8.9	5.6
Cross Tee	Length	2'	4'	5'	6'
262.01AZ	24"	41.0	-	-	-
264.01AZ	48"	-	13.1	-	-

To convert data into lb/ft², divide on center spacing of component into lb/ft.

Packaging

Product Number	Pieces per Carton	Ft per Carton	Lbs per Carton	Cartons per Pallet	Lbs per Pallet
Main Runners					
260.01AZ	20	240	56.8	30	1704
280.XXZ.01	20	240	664	30	1992
Cross Tees					
262.01AZ	60	120	25.6	64	1638
264.01AZ	60	240	51.6	30	2184



Chicago Metallic® 1260 Aluminum Cap 15/16"

Detail	Product Number	Length	Height (A)	Face (B)	Grid Coupling Type	Slotting / Class	Fire Rated	Seismic	Recycled Content
Main Runners									
	260.01AZ	144"	1-1/2"	15/16"	Bayonet-End	6" OC, ID	✓	C	25
	280.XXZ.01	144"	1-41/64"	15/16"	Bayonet-End	6" OC, HD	✓	C, DEF	25
Cross Tees									
	1262.01AZ	24"	1-1/2"	15/16"	Stab-End	No Slots	✓	C, DEF	25
	1264.01AZ	48"	1-1/2"	15/16"	Stab-End	3 Slots, 12" OC	✓	C, DEF	25
Wall Angles & Channels									
	1409.01AH	144"	3/4"	15/16"	-	-	-	C, DEF	25

Note: Cross tees are override design, with stab-end detail, unless noted otherwise.

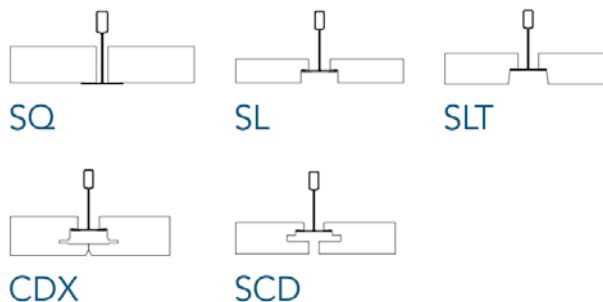
Material

ASTM C 635 Heavy Duty (HD) and Intermediate Duty (ID) main tee classifications; commercial quality HDG-30 steel, hot-dip galvanized body and Aluminum cap, 15/16" width, 1-1/2" height. System is approved for all seismic areas.

Note: A metallurgist should be consulted regarding the suitability of this product for the environmental conditions in which it is being installed.

Compatible Tile Edge Types

1260/1280 System



Chicago Metallic® 1260 Aluminum Cap 15/16" (continued)

Performance

Component Load Test Data and Material

Allowable Load per ASTM C635					
			Hanger Spacing		
Main Tee	Length	-	4'	5'	6'
260.01AZ	144"	-	ID	6.0	4.0
280.XXZ.01	144"	-	HD	8.9	5.6
Cross Tee	Length	2'	4'	5'	6'
1262.01AZ	24"	40.5	-	-	-
1264.01AZ	48"	-	14.0	-	-

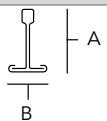
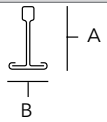
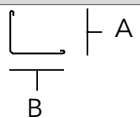
To convert data into lb/ft², divide on center spacing of component into lb/ft.

Packaging

Product Number	Pieces per Carton	Ft per Carton	Lbs per Carton	Cartons per Pallet	Lbs per Pallet
Main Runners					
260.01AZ	20	240	56.8	30	1704
280.XXZ.01	20	240	664	30	1992
Cross Tees					
1262.01AZ	60	120	25.6	64	1638
1264.01AZ	60	240	50.4	30	1512



Chicago Metallic® 830 All Aluminum 15/16"

Detail	Product Number	Length	Height (A)	Face (B)	Grid Coupling Type	Slotting / Class	Fire Rated	Seismic	Recycled Content
Main Runners									
	830.01AZ	144"	1-1/2"	15/16"	Knuckle-End	12" OC, LD	-	C	100
Cross Tees									
	832.01AZ	24"	1-1/2"	15/16"	Hook-End	No Slots	-	C	100
	834.01AZ	48"	1-1/2"	15/16"	Hook-End	Center Slot	-	C	100
Wall Angles & Channels									
	1479.01A	144"	3/4"	15/16"	-	-	-	C	25

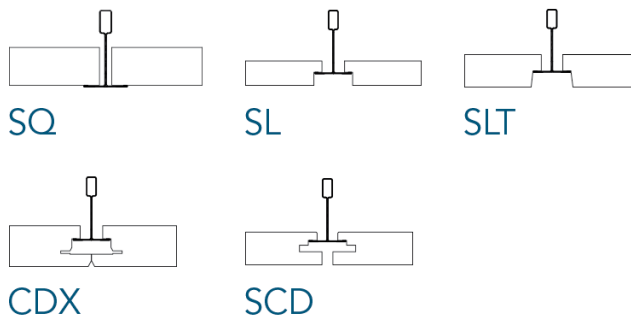
Material

ASTM C 635 Light Duty (LD) main tee classification, commercial quality alloy, all aluminum Base Metal and Cap. 15/16" wide face.

Note: A metallurgist should be consulted regarding the suitability of this product for the environmental conditions in which it is being installed.

Compatible Tile Edge Types

830 System



Chicago Metallic® 830

All Aluminum 15/16" (continued)

Performance

Component Load Test Data and Material

Allowable Load per ASTM C635					
			Hanger Spacing		
Main Tee	Length	-	4'	5'	6'
830.01AZ	144"	-	LD	3.9	2.4
Cross Tee	Length	2'	4'	-	-
832.01AZ	24"	47.8	-	-	-
834.01AZ	48"	-	7.5	-	-

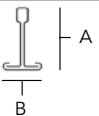
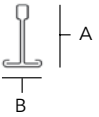
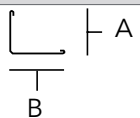
To convert data into lb/ft², divide on center spacing of component into lb/ft.

Packaging

Product Number	Pieces per Carton	Ft per Carton	Lbs per Carton	Cartons per Pallet	Lbs per Pallet
Main Runners					
830.01AZ	20	240	34.3	30	1032
Cross Tees					
832.01AZ	60	120	16	64	1024
834.01AZ	60	240	32.4	30	972



Chicago Metallic® 730 Stainless Steel 15/16"

Detail	Product Number	Length	Height (A)	Face (B)	Grid Coupling Type	Slotting / Class	Fire Rated	Seismic	Recycled Content
Main Runners									
	730.00SBZ	144"	1-1/2"	15/16"	Knuckle-End	12" OC, ID	-	C	-
Cross Tees									
	732.00SBZ	24"	1-1/2"	15/16"	Hook-End	No Slots	-	C	-
	734.00SBZ	48"	1-1/2"	15/16"	Hook-End	12" OC	-	C	-
Wall Angles & Channels									
	1490.00SB	144"	3/4"	15/16"	-	-	-	C	-

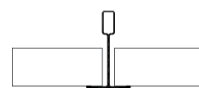
Material

ASTM C 635 Intermediate Duty (ID) main tee classification, Type 304 commercial quality stainless steel. 15/16" wide bottom flange with Type 304 alloy, 2B finish stainless steel capping.

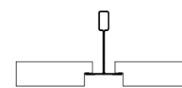
Note: A metallurgist should be consulted regarding the suitability of this product for the environmental conditions in which it is being installed.

Compatible Tile Edge Types

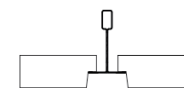
730 System



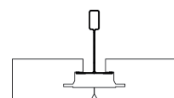
SQ



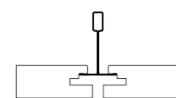
SL



SLT



CDX



SCD

Chicago Metallic® 730 Stainless Steel 15/16" (continued)

Performance

Component Load Test Data and Material

Allowable Load per ASTM C635					
Main Tee	Length		Hanger Spacing		
			4'	5'	6'
730.00SBZ	144"	-	ID	6.0	4.0
Cross Tee	Length		4'		
732.00SBZ	24"	75.0◆	-	-	-
734.00SBZ	48"	-	13.3	-	-

To convert data into lb/ft², divide on center spacing of component into lb/ft.

◆ Limited by safety factor of 2.

Packaging

Product Number	Pieces per Carton	Ft per Carton	Lbs per Carton	Cartons per Pallet	Lbs per Pallet
Main Runners					
730.00SBZ	20	240	62.4	30	1872
Cross Tees					
732.00SBZ	20	240	62.4	30	1872
734.00SBZ	60	240	60	30	1800



Chicago Metallic® G90 Exterior Grade Systems

Detail	Product Number	Length	Height (A)	Face (B)	Grid Coupling Type	Slotting / Class	Seismic	Recycled Content
Main Runners								
	230.XXZ.01	144"	1-41/64"	15/16"	Bayonet-End	6" OC, HD	C, DEF	25
	640.00CG90	144"	1-1/2"	1-3/8"	Bayonet-End	8" OC, HD	C, DEF	25
Cross Tees								
	1232.01G90	24"	1-1/2"	15/16"	Stab-End	12" OC	C, DEF	25
	1234.01G90	48"	1-1/2"	15/16"	Stab-End	12" OC	C, DEF	25
	663.00CG90	48"	1-1/2"	1-3/8"	Stab-End	12" OC	C, DEF	25
Wall Angles & Channels								
	1409.01G90	144"	3/4"	15/16"	-	-	C, DEF	25
	5130.00HG90	-	3/4"	15/16"	-	-	C, DEF	25

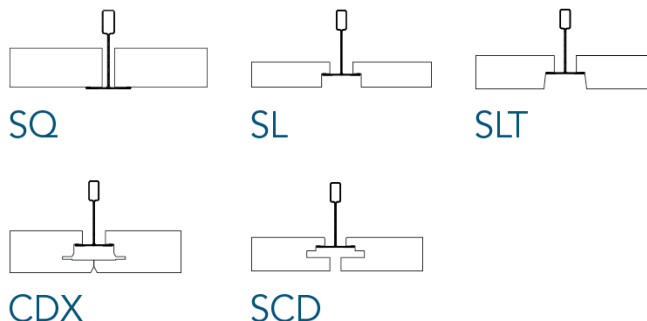
Material

ASTM C 635 Heavy Duty (HD) main tee classifications, commercial quality HDG-90 steel with galvanized body and cap. 15/16" width and 1-3/8" widths available. 1-1/2" height. Meets all seismic code requirements.

Note: A metallurgist should be consulted regarding the suitability of this product for the environmental conditions in which it is being installed.

Compatible Tile Edge Types

G90 Acoustical Grid Systems



Chicago Metallic® G90 Exterior Grade Systems (continued)

Performance

Component Load Test Data and Material

Allowable Load per ASTM C635					
Main Tee	Length		Hanger Spacing		
			4'	5'	6'
230.XXZ.01	144"	-	HD	8.9	5.6
640.00CG90	144"	-	HD	-	-
Cross Tee	Length		4'	5'	6'
1232.01G90	24"	2'	40.5♦	-	-
1234.01G90	48"	-	17.0	-	-
663.00CG90	48"	-	17.0	-	-

To convert data into lb/ft², divide on center spacing of component into lb/ft.

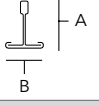
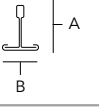
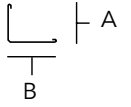
♦ Limited by safety factor of 2.

Packaging

Product Number	Pieces per Carton	Ft per Carton	Lbs per Carton	Cartons per Pallet	Lbs per Pallet
Main Runners					
230.XXZ.01	20	240	71	Palletized to Order	Palletized to Order
640.00CG90	20	240	86	28	Palletized to Order
Cross Tees					
1232.01G90	60	120	-	64	Palletized to Order
1234.01G90	60	240	-	30	Palletized to Order
663.00CG90	40	160	-	30	Palletized to Order



Chicago Metallic® 660 Wide Face 1-3/8"

Detail	Product Number	Length	Height (A)	Face (B)	Grid Coupling Type	Slotting / Class	Seismic	Recycled Content
Main Runners								
	640.01A	144"	1-1/2"	1-3/8"	Bayonet-End	8" OC, HD	C, DEF	25
Cross Tees								
	662.01A	24"	1-1/2"	1-3/8"	Stab-End	No Slots	C, DEF	25
	664.01A	48"	1-1/2"	1-3/8"	Stab-End	One Slot at Midpoint	C, DEF	25
Wall Angles & Channels								
	1409.01AH	144"	3/4"	15/16"	-	-	C, DEF	25

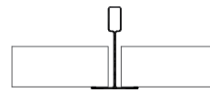
Material

ASTM C 635 Heavy Duty (HD) main tee classification; commercial quality steel, G40 hot-dip galvanized body and aluminum cap, 1-3/8" width, 1-1/2" height.

Note: A metallurgist should be consulted regarding the suitability of this product for the environmental conditions in which it is being installed.

Compatible Tile Edge Types

660 System



SQ

Chicago Metallic® 660 Wide Face 1-3/8" (continued)

Performance

Component Load Test Data and Material

Allowable Load per ASTM C635					
Main Tee	Length		Hanger Spacing		
			4'	5'	6'
640.01A	144"	-	HD	-	-
Cross Tee	Length	2'	4'	5'	6'
662.01A	24"	100.0♦	-	-	-
664.01A	48"	-	18.6	-	-

To convert data into lb/ft², divide on center spacing of component into lb/ft.

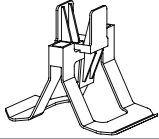
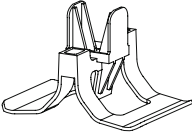
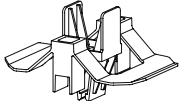
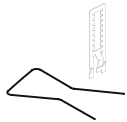


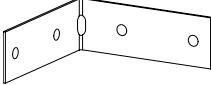
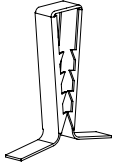
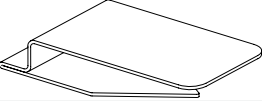
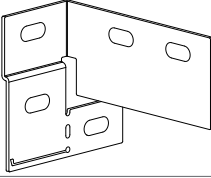
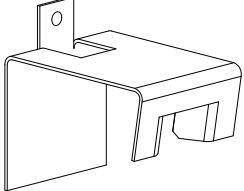
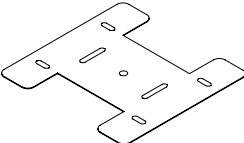
♦ Limited by safety factor of 2.

Packaging

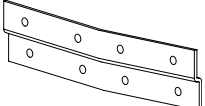
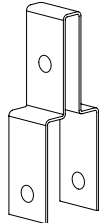
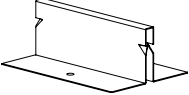
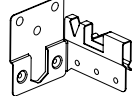
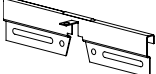
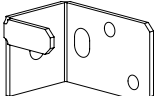
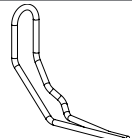
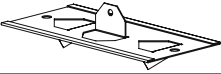
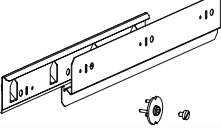
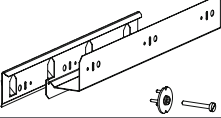

Product Number	Pieces per Carton	Ft per Carton	Lbs per Carton	Cartons per Pallet	Lbs per Pallet
Main Runners					
640.01A	20	240	78	28	2184
Cross Tees					
662.01A	40	80	22	50	1100
664.01A	40	160	42	40	1680

Chicago Metallic® Suspension System Accessories

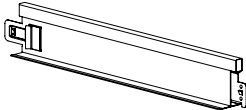
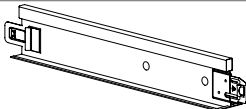
Clips

Detail	Product Number	Product Description	Pieces per Pack
	490.00	Hold Down Clip for 0" - 3/4" Panels (Black)	100
	491.00	Hold Down Clip for 3/4" - 1-1/4" Panels (Blue)	150
	492.00	Hold Down Clip for 1-1/2" Panels (Grey)	100
	495.00	Chicago Metallic® 495.00 Rockfon Facett™ Hold Down Clip Kit for 2" – 4" Panels	100
	448.992	Double Anchor Bracket (DAB)	50
	88.00	Border Spring Clip	100
	479.00	90-Degree Corner Clip	25
	935.00	Hold Down Clip for Various Height Panels	1000
	472.00	CDX / SCD Border Clip	100
	478.00	Concealed Perimeter Clip	50
	1499.00	Perimeter Clip	100
	VPCLIP.100	Variable Placement Clip 100 clips per ctn	100



Clips continued

Detail	Product Number	Product Description	Pieces per Pack
	435.00	Drywall furring runner clip	210
	410.00	Transfer Load Clip, 15/16" Grid (Used to suspend decorative ceilings under acoustical ceilings)	500
	405.00	Drywall Track Clip	100
	1496.00	Seismic Perimeter Clip	100
	1494.00	Seismic Separation Clip	100
	1493.00	Unopposed Tee Clip	100
	416.15	Intersection Clip for Hook-end Cross Tees	1000
	258743	Angled Island Bracket	-
	251565	Island Wall Bracket (Direct)	2
	251568	Island Wall Bracket (Stepped)	2
	237264	CDX Perimeter Spring	100

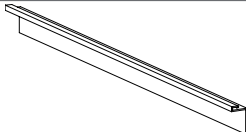
Main Tee Adaptors

Detail	Product Number	Product Description	Pieces per Pack
	288.01H	15/16" Grid, Hook / 9" Length / Bayonet Coupling	50
	1288.01H	15/16" Grid, Stab / 9" Length / Bayonet Coupling	50

Variable Placement Tee

Detail	Product Number	Product Description	Pieces per Pack
	816.01H	2' for 15/16" Grid, Supports Panels Only	60
	817.01H	4' for 15/16" Grid, Supports Panels Only	60


Vinyl Trim Kits

Detail	Product Number	Product Description	Pieces per Pack
	474.01	24" Pre-mitered Vinyl Trim Kit for CDX and SCD Only	50
	475.01	48" Pre-mitered Vinyl Trim Kit for CDX and SCD Only	50
	476.01	120" Vinyl Trim Piece Straight Cut	1


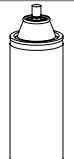
Suspension System Covers

Detail	Product Number	Product Description	Pieces per Pack
	1320.01	Cover Sleeve for 15/16" Grid	100
	1321.01	Cover Sleeve for 9/16" Grid	100
	3599.01	Notch Cover for 4500	100
	3699.01	Notch Cover for 4600	100
	839.01	Snap-on Cover for Tee Joints, 15/16"	50

Spline

Detail	Product Number	Product Description	Pieces per Pack
	477.00	48" SLP Spline, for Use with Rockfon Sonar® 4x4 SLP	1

Paint

Detail	Product Number	Product Description	Pieces per Pack
	RFN940	Edge Paint White - 8 oz	1
	RFN940Q	Edge Paint White - 32 oz	1
	940.01	12 oz. Spray Can - White	1
	940.08 & 940.44	12 oz. Spray Can - Black & Satin Silver	1

Access Doors - Glass Reinforced Gypsum (GRG)

Detail	Product Number	Product Description	Pieces per Pack
	8501.00	9"x9" GRG Access Door and Frame	1
	8502.00	12"x12" GRG Access Door and Frame	1
	8503.00	18"x18" GRG Access Door and Frame	1
	8504.00	24"x24" GRG Access Door and Frame	1
	8505.00	30"x30" GRG Access Door and Frame	1

Spacer Bars

Detail	Product Number	Product Description	Pieces per Pack
	826.00H	2' Spacer Bar	80
	828.00H	4' Spacer Bar	160
	824.00H	4' Spacer Bar, Notched at 2'	160

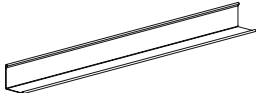
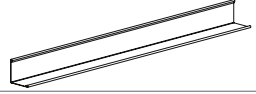
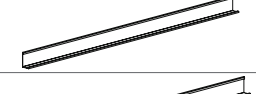





Tools

Detail	Product Number	Product Description	Pieces per Pack
	937.00	Cross Tee Slotter	1
	943.00	Cross Tee Removal Tool	1
	944.00	Wire Tie Tool	1

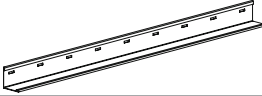

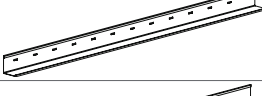





Miscellaneous

Detail	Product Number	Product Description	Pieces per Pack
	471.00	1 Spiral Anchor - Bare	1
	470.00	10-Pack Wire with Eyelet (for Rockfon® Acoustical Island and Baffles)	10
	473.00	10-Pack Wire with Eyelet (for Rockfon® Acoustical Island and Baffles) with 10 Spiral Anchors	10
	96CTL144	Hanger Wire, 12' x 12-Gauge	50
	403.00	#7 Self-drilling Fastener	1000
	925.00	Barriergrid® Gasket Suspension Systems Gasket 1/8" x 7/16" Wide	100

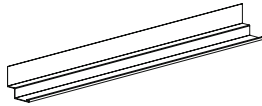
Wall Angles

Detail	Product Number	Product Description	Pieces per Pack
	1420.01	144", 15/16" x 15/16"	42
	21420.01	144", 15/16" x 15/16"	25
	1420.01HRC	144", 15/16" x 15/16"	42
	1480.01	144", 9/16" x 15/16"	25
	1480.01HRC	144", 9/16" x 15/16"	25
	1467.01	144", 15/16" x 1-3/16"	20
	1430.01	144", 7/8" x 7/8"	30
	1425.01	144", 2" x 2"	20
	1428.01	144", 1" x 2"	20



Specialty Wall Angles

Detail	Product Number	Product Description	Pieces per Pack
	1407.01	120", 3/4" x 3/4"	50
	1485.01	96", 1-1/8" x 7/8" Flexible Wall Angle White	63
	1427.01	144", 15/16" x 15/16" White with Holes	42
	1479.01A	144", 3/4" x 15/16" All Aluminum White	25
	1490.00SB	144", 3/4" x 15/16" Stainless 2-B Finish	25
	1409.01AH	144", 3/4"x15/16", White Aluminum Capped	25
	1409.01G90	144", 3/4" x 15/16" G90 Capped	25
	1454.01	120", 1-4.75/8" x 15/16" Concealed Box Wall Angle	20


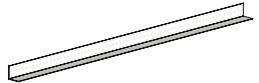
10ft Shadow Moldings

Detail	Product Number	Product Description	Pieces per Pack
	1460.01	120", 3/4" x 3/8" x 3/8" x 3/4"	40
	1461.01	120", 3/4" x 3/4" x 3/4" x 3/4"	40
	1468.01	120", 3/4" x 3/8" x 3/8" x 15/16"	40
	1464.905	120", 15/16" x 1/4" x 1/4" x 15/16"	40
	1469.01	120", 15/16" x 3/8" x 3/8" x 9/16"	40





10ft Wall Channels

Detail	Product Number	Product Description	Pieces per Pack
	1448.01	120", 15/16" x 1-9/16" x 3/4" White	30
	1449.01	120", 15/16" x 1-15/16" x 15/16" White	24


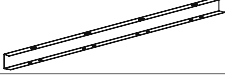
Drywall Wall Angles

Detail	Product Number	Product Description	Pieces per Pack
	5130.00H	120", 1-1/2" x 1-1/2"	30
	5130K.00H	120", 1-1/2" x 1-1/2" Knurled Face	30

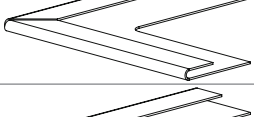

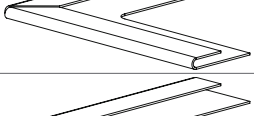


10ft Slip-on Drywall Moldings

Detail	Product Number	Product Description	Pieces per Pack
	680.01	120" Slip-on 1/2" x 3/4" x 7/8" White	75
	678.01	120" Slip-on 1/2" x 5/8" x 7/8" White	80
	682.01	120" Slip-on 1/2" x 1" x 7/8" White	50
	676.01	120" Slip-on 1/2" x 1/2" x 7/8" White	100

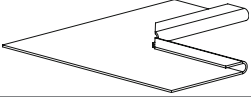
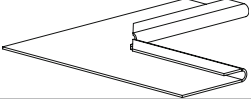
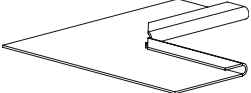
12ft Drywall Tracks

Detail	Product Number	Product Description	Pieces per Pack
	1450.00	144", Drywall Track 1-9/16" x 1"	10
	1450.00SF	144", Drywall Track for Chicago Metallic® Spanfast® 1-9/16" x 1"	10

Outside Corner Caps

Detail	Product Number	Product Description	Pieces per Pack
	1334.01	Cap 15/16" Leg 1/8" Radius White	75
	1338.01	Cap 15/16" Leg 3/4" Radius	75
	1342.01	Cap 15/16" Leg 1" Radius	75
	1347.01	Cap 9/16" Leg 1/8" Radius	75
	1341.01	Cap 9/16" Leg 1" Radius	75
	1332.01	Cap 3/4" Leg 1/8" Radius	75
	1336.01	Cap 3/4" Leg 3/4" Radius	75
	1340.01	Cap 3/4" Leg 1" Radius	75
	1351.01	Cap 7/8" Leg 1/8" Radius	75
	1352.01	Cap 7/8" Leg 3/4" Radius	75
	1345.01	Cap Blank Square	75

Inside Corner Caps

Detail	Product Number	Product Description	Pieces per Pack
	1348.01	Inside Corner Cap 15/16" Leg 1/8" Radius	75
	1346.01	Inside Corner Cap 3/4" Leg 1/8" Radius	75
	1353.01	Inside Corner Cap 7/8" Leg 1/8" Radius	75

Product Assortment: Metal Ceiling Systems

Perimeter Trim

Rockfon® Infinity™ Standard.....	94
Rockfon® Infinity™ Engineered	95
Rockfon® Infinity™ D	96
Rockfon® Infinity™ Z.....	97
Rockfon® Infinity™ R.....	98
Rockfon® Infinity™ CDX/SCD	99

Linear Metal Ceiling

Rockfon® Planar® and Planar® Plus.....	100
Rockfon® Planar® Macro and Planar® Macroplus®	102

Metal Panels and Planks

Rockfon® Planostile™ Lay-in.....	103
Rockfon® Planostile™ Snap-in	105
Rockfon® Planostile™ D.....	107
Rockfon® Spanair® Clip-in	109
Rockfon® Spanair® Hook-in	111
Rockfon® Spanair® Hook-on	112
Rockfon® Spanair® Torsion Spring and Torsion Spring Plus	113
Rockfon® Traditions™	115

Curved Metal Panels

Rockfon® Curvgrid™ EZ-flex®	122
Rockfon® Curvgrid™ One-directional.....	123
Rockfon® Curvgrid™ Two-directional	124

Open Cell Metal Ceiling

Rockfon® Magna T-cell™	125
Rockfon® Cubegrid®.....	127
Rockfon® Beamgrid®	129
Rockfon® Metalscapes®	130
Rockfon® Graphgrid®	133

Metal Baffles

Rockfon® Intaline™ Round Base	134
Rockfon® Intaline™ V-Base	135



Metal ceilings performance properties*

LEED® v4 highlights**

Materials and Resources (MR)

- Waste Management Planning ✓
- Interiors Life Cycle Impact Reduction ✓
- Environmental Product Declarations ✓
- Sourcing of Raw Materials ✓
- Material Ingredients ✓
- Waste Management ✓

Indoor Environmental Quality (EQ)

- Low-Emitting Materials ✓
- Interior Lighting ✓
- Acoustic Performance ✓

Material

0.024" Aluminum (metal) ceiling panels



Fire Performance

Surface burning characteristics:
UL723 (ASTM E84)
Flame Spread Index: 0
Smoke Developed Index
(UL Labeled): 0



Hygiene

Metal provides no sustenance
to microorganisms



Warranty Information

1-Year Limited
Product Warranty.
See www.rockfon.com



Environment

- Up to 85% recycled content
- 100% locally recyclable



Cleaning

- Vacuum
- Damp Cloth

Additional Information

Further product details, including perforation and installation information, can be found on www.rockfon.com

* All exceptions to above listed properties will be stated on products' page

** More information on LEED values can be found on the LEED v4 Solution Guide at www.rockfon.com





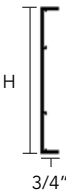


Rockfon® Infinity™ Standard

Family Number & Name: 252427 Infinity™ Standard Dimension: 9-13/16" actual Material: Extruded Aluminum

Product Code Example: **252427:INFS:STD:10:406:AL**



Family Number & Name	Detail	Dimension (H)	Material	 NRC	 Fire Class	 Light Reflectance	 Low VOC	Recycled Content
252427:INFS: Infinity™ Standard	STD: Infinity™ Standard Standard Profile 	2: 2-5/32" actual 4: 3-13/16" actual 6: 5-13/16" actual 8: 7-13/16" actual 10: 9-13/16" actual 12: 11-13/16" actual	AL: Extruded Aluminum	-	A	-	✓	up to 85%

Note:
- For more information, see data sheet.

Material

Extruded Aluminum

Choose from the above product options to build your product code

Family Number & Name	Detail	Dimension	Color*	Material
252427:INFS:	STD:			AL

* For more information on color options, see data sheet.

Note:
- Trim painted on outer surface or 360°.





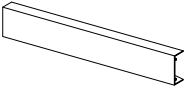



Rockfon® Infinity™ Engineered

Family Number & Name: 252566 Infinity™ Curved Dimension: 9-13/16" actual Material: Extruded Aluminum

Product Code Example: **252566:INFNC:STD:10:403:AL**



Family Number & Name	Detail	Dimension	Material	 NRC	 Fire Class	 Light Reflectance	 Low VOC	Recycled Content
252565:INFNC: Infinity™ Straight 	STD: Infinity™ Engineered Standard Profile	2: 2-5/32" actual 4: 3-13/16" actual 6: 5-13/16" actual 8: 7-13/16" actual 10: 9-13/16" actual 12: 11-13/16" actual	AL: Extruded Aluminum	-	A	-	✓	up to 85%
252566:INFNC: Infinity™ Curved 								

Note:
- For more information, see data sheet.

Material

Extruded Aluminum

Choose from the above product options to build your product code

Family Number & Name	Detail	Dimension	Color*	Material
	STD:			AL

* For more information on color options, see data sheet.

Note:
- Trim painted on outer surface or 360°.



Rockfon® Infinity™ D

Family Number & Name:
252566 Infinity™ Curved





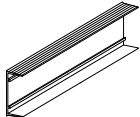
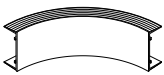
Dimension:
5-13/16" actual

Product Code Example: **252566:INFC:DRY:6:AL**

252566:INFC: DRY: 6: AL

Detail: Infinity™ D
Drywall Flange Profile

Material:
Extruded Aluminum

Family Number & Name	Detail	Dimension	Material					Recycled Content
252565:INFE: Infinity™ Straight 	DRY: Infinity™ D Drywall Flange Profile	4: 3-13/16" actual 6: 5-13/16" actual	AL: Extruded Aluminum	-	A	-	✓	up to 85%
252566:INFC: Infinity™ Curved 								

Note:
- For more information, see data sheet.

Material

Extruded Aluminum

Choose from the above product options to build your product code

Family Number & Name	Detail	Dimension	Material
	DRY:		AL

Note:
- Infinity D primed on outer surface for joint compound and paint adhesion.

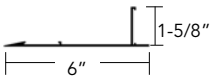


Rockfon® Infinity™ Z

Family Number & Name: 252565 Infinity™ Straight Face Dimension: 6" Material: Extruded Aluminum

Product Code Example: **252565:INFE:RAZ:6:44:AL**



Family Number & Name	Detail	Face Dimension	Material	NRC	Fire Class	Light Reflectance	Low VOC	Recycled Content
252565:INFE: Infinity™ Straight	RAZ: Infinity™ Z Razor Profile 	6: 6"	AL: Extruded Aluminum	-	A	-	✓	up to 85%

Note:
- For more information, see data sheet.

Material

Extruded Aluminum

Choose from the above product options to build your product code

Family Number & Name	Detail	Face Dimension	Color*	Material
252565:INFE:	RAZ:	6:		AL

* For more information on color options, see data sheet.

Note:
- Trim painted on outer surface or 360°.



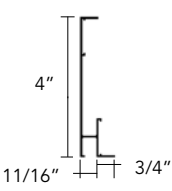
Rockfon® Infinity™ R

Family Number & Name: 252565 Infinity™ Straight Dimension: 3-13/16" actual Material: Extruded Aluminum

Product Code Example: **252565:INFE:REV:4:888:AL**

252565:INFE: **REV:** **4:** **888:** **AL**

Detail: Infinity™ R Reveal Edge Profile Color: Winchester Grey

Family Number & Name	Detail	Dimension	Material	NRC	Fire Class	Light Reflectance	Low VOC	Recycled Content
252565:INFE: Infinity™ Straight	REV: Infinity™ R Reveal Edge Profile 	4: 3-13/16" actual	AL: Extruded Aluminum	-	A	-	✓	up to 85%

Note:
- For more information, see data sheet.

Material

Extruded Aluminum

Choose from the above product options to build your product code

Family Number & Name	Detail	Dimension	Color*	Material
252565:INFE:	REV:	4:		AL

* For more information on color options, see data sheet.

Note:
- Trim painted on outer surface or 360°.








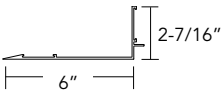
Rockfon® Infinity™ CDX/SCD

Family Number & Name: 252565 Infinity™ Straight Face Dimension: 6" Material: Extruded Aluminum

Product Code Example: **252565:INFE:CDR:6:01:AL**

252565:INFE: **CDR:** **6:** **01:** **AL**

Detail: Infinity™ CDX/SCD Razor Profile Color: White

Family Number & Name	Detail	Dimension / Face Dimension	Material	 NRC	 Fire Class	 Light Reflectance	 Low VOC	Recycled Content
252565:INFE: Infinity™ Straight	CDS: Infinity™ CDX/SCD Straight Standard Profile 	6: 5-13/16" actual	AL: Extruded Aluminum	-	A	-	✓	up to 85%
	CDR: Infinity™ CDX/SCD Razor Profile 	6: 6"						

Note:
- For more information, see data sheet.

Material

Extruded Aluminum

Choose from the above product options to build your product code

Family Number & Name	Detail	Dimension / Face Dimension	Color*	Material
252565:INFE:		6:		AL

* For more information on color options, see data sheet.

Note:
- Trim painted on outer surface or 360°.



Rockfon® Planar® and Planar® Plus

Family Number & Name:
252567 Planar®
Metal Panel

Dimension:
3-1/4" actual

Color:
Winchester Grey

Product Code Example: **252567:PLAN:RND:4:AL:888:AL**

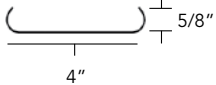
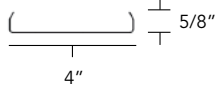
252567:PLAN: RND: 4: AL: 888: AL

Panel Profile:
Round-edge
(Open Reveal)

Perforation:
15% Open
Area

Material:
0.024" Aluminum



Family Number & Name	Panel Profile	Dimension	Perforations* (% open area)	Material	NRC	Fire Class	Light Reflectance	Low VOC	Recycled Content
252567:PLAN: Planar® Metal Panel	RND: Round-edge (Open Reveal) 	4: 3-1/4" actual	SOLID: 0% T: 7.6% AL: 15%	AL: 0.024" Aluminum	up to 0.90**	A	-	✓	up to 85%
	SQE: Square-edge (Open Reveal) 								





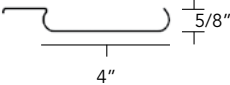
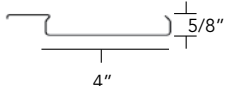
* For graphic representations of the perforation options, see the Rockfon Perforations Brochure.

** NRC values are dependent on perforation patterns, plenum depth and acoustical backer options. Contact Rockfon Technical Services for more information at 1-800-323-7164 or techservices@rockfon.com.

Note:

- For more information, see data sheet.

Rockfon® Planar® and Planar® Plus (continued)

Family Number & Name	Panel Profile	Dimension	Perforations* (% open area)	Material	 NRC	 Fire Class	 Light Reflectance	 Low VOC	Recycled Content
252567:PLAN: Planar® Metal Panel	PRN: Plus Round-edge (Integral Filler with Matching Color or Black Finish) 	4: 3-1/4" actual	SOLID: 0% T: 7.6% AL: 15%	AL: 0.024" Aluminum	up to 0.90**	A	-	✓	up to 85%
	PSQ: Plus Square-edge (Integral Filler with Matching Color or Black Finish) 								

* For graphic representations of the perforation options, see the Rockfon Perforations Brochure.

** NRC values are dependent on perforation patterns, plenum depth and acoustical backer options. Contact Rockfon Technical Services for more information at 1-800-323-7164 or techservices@rockfon.com.

Note:

- For more information, see data sheet.

Choose from the above product options to build your product code

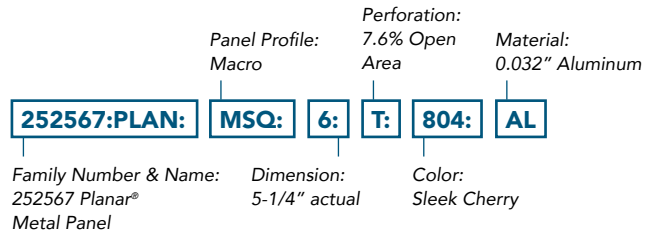
Family Number & Name	Panel Profile	Dimension	Perforation	Color*	Material
252567:PLAN:		4:			AL

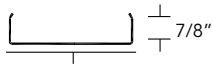
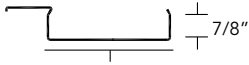
* For more information on color options, see data sheet.



Rockfon® Planar® Macro and Planar® Macroplus®

Product Code Example: **252567:PLAN:MSQ:6:T:804:AL**



Family Number & Name	Panel Profile	Dimension	Perforations* (% open area)	Material	NRC	Fire Class	Light Reflectance	Low VOC	Recycled Content
252567:PLAN: Planar® Metal Panel	MSQ: Macro  4", 6", 8"	4: 3-1/4" actual 6: 5-1/4" actual 8: 7-1/4" actual	SOLID: 0% T: 7.6% AL: 15%	AL: 0.032" Aluminum	up to 0.90**	A	-	✓	up to 85%
	MPS: Macroplus® (Integral Filler with Matching Color or Black Finish)  4", 6", 8"								

* For graphic representations of the perforation options, see the Rockfon Perforations Brochure.

** NRC values are dependent on perforation patterns, plenum depth and acoustical backer options. Contact Rockfon Technical Services for more information at 1-800-323-7164 or techservices@rockfon.com.

Note:

- For more information, see data sheet.

Material

0.032" Aluminum (metal) ceiling panels

Choose from the above product options to build your product code

Family Number & Name	Panel Profile	Dimension	Perforation	Color*	Material
252567:PLAN:					AL

* For more information on color options, see data sheet.





Rockfon® Planostile™ Lay-in

Family Number & Name: 252588 Planostile™ Metal Panel Dimensions: 24" x 24" Color: Satin Silver

Product Code Example: **252588:PLST:PL09:24x24:AA:44:.32AL**

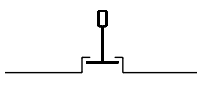
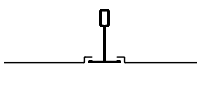
252588:PLST:	PL09:	24x24:	AA:	44:	.32AL
	Edge Type: Lay-in Reveal Edge 9/16"		Perforation: 2.5% Open Area		Material: 0.032" Aluminum

Family Number & Name	Edge Type	Dimensions	Perforations* (% open area)	Material	NRC	Fire Class	Light Reflectance	Low VOC	Recycled Content
252588:PLST: Planostile™ Metal Panel	PLSE: Lay-in Square Edge 	24x24: 24" x 24" 24x48: 24" x 48" CUST: **	<u>Standard</u> SOLID: 0% D: 16.2% E: 20.8% J: 58.2% Q: 70% R: 11.1% V: 4.9% AA: 2.5% <u>Premium</u> see footnote * <u>Custom</u> CUST: **	.24ST: 0.024" Steel (galvanized) .24SS: 0.024" Stainless Steel (see note) .32AL: 0.032" Aluminum .40AL: 0.040" Aluminum CUST: **	up to 0.90***	A	-	✓	up to 85%
	PL09: Lay-in Reveal Edge 9/16" 	24x24: 24" x 24" 24x48: 24" x 48" CUST: **							

* See the Rockfon Perforations Brochure for graphic representations of the perforations listed and the complete offering of Premium Perforations available.
 ** For designer specified Dimensions, Perforation or Custom Metal Material, contact Rockfon Technical Services at 1-800-323-7164 or techservices@rockfon.com.
 *** NRC values are dependent on perforation patterns, plenum depth and acoustical backer options. Contact Rockfon Technical Services for more information at 1-800-323-7164 or techservices@rockfon.com.

Note:
 - For more information, see data sheet.

Rockfon® Planostile™ Lay-in (continued)

Family Number & Name	Edge Type	Dimensions	Perforations* (% open area)	Material	NRC	Fire Class	Light Reflectance	Low VOC	Recycled Content
252588:PLST: Planostile™ Metal Panel	PL15: Lay-in Reveal Edge 15/16" 	24x24: 24" x 24" 24x48: 24" x 48" CUST: **	<u>Standard</u> SOLID: 0% D: 16.2% E: 20.8% J: 58.2% Q: 70% R: 11.1% V: 4.9% AA: 2.5%	.245T: 0.024" Steel (galvanized) .245S: 0.024" Stainless Steel (see note) .32AL: 0.032" Aluminum .40AL: 0.040" Aluminum	up to 0.90***	A	-	✓	up to 85%
	PLFR: Lay-in Flush Reveal Edge 	24x24: 24" x 24"	<u>Premium</u> see footnote * <u>Custom</u> CUST: **	CUST: **					

* See the Rockfon Perforations Brochure for graphic representations of the perforations listed and the complete offering of Premium Perforations available.
 ** For designer specified Dimensions, Perforation or Custom Metal Material, contact Rockfon Technical Services at 1-800-323-7164 or techservices@rockfon.com.
 *** NRC values are dependent on perforation patterns, plenum depth and acoustical backer options. Contact Rockfon Technical Services for more information at 1-800-323-7164 or techservices@rockfon.com.

Note:
 - For more information, see data sheet.

Material

0.024" Steel (galvanized), 0.024" Stainless Steel, 0.032" Aluminum, and 0.040" Aluminum (metal) ceiling panels

Choose from the above product options to build your product code

Family Number & Name	Edge Type	Standard Dimensions or Custom Dimensions	Perforation	Color*	Material
252588:PLST:					

* For more information on color options, see data sheet.



Rockfon® Planostile™ Snap-in

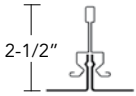
Family Number & Name: 252588 Planostile™ Metal Panel Dimensions: 24" x 48" Color: Satin Silver

Product Code Example: **252588:PLST:PSSE:24x48:V:44:.24ST**

252588:PLST: PSSE: 24x48: V: 44: .24ST

Edge Type: Snap-in Square Edge (Fully Concealed) Perforation: 4.9% Open Area Material: 0.024" Steel



Family Number & Name	Edge Type	Dimensions	Perforations* (% open area)	Material	NRC	Fire Class	Light Reflectance	Low VOC	Recycled Content
252588:PLST: Planostile™ Metal Panel	PSSE: Snap-in Square Edge (Fully Concealed) 	24x24: 24" x 24" 24x48: 24" x 48" 20x60: 20" x 60" CUST: **	<u>Standard</u> SOLID: 0% D: 16.2% E: 20.8% J: 58.2% Q: 70% R: 11.1% V: 4.9% AA: 2.5% <u>Premium</u> see footnote * <u>Custom</u> CUST: **	.24ST: 0.024" Steel (galvanized) .32AL: 0.032" Aluminum	up to 0.90***	A	-	✓	up to 85%

* See the Rockfon Perforations Brochure for graphic representations of the perforations listed and the complete offering of Premium Perforations available.

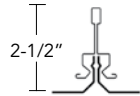
** For designer specified Dimensions or Perforation, contact Rockfon Technical Services at 1-800-323-7164 or techservices@rockfon.com.

*** NRC values are dependent on perforation patterns, plenum depth and acoustical backer options. Contact Rockfon Technical Services for more information at 1-800-323-7164 or techservices@rockfon.com.

Note:

- For more information, see data sheet.

Rockfon® Planostile™ Snap-in (continued)

Family Number & Name	Edge Type	Dimensions	Perforations* (% open area)	Material	NRC	Fire Class	Light Reflectance	Low VOC	Recycled Content
252588:PLST: Planostile™ Metal Panel	PSBE: Snap-in Bevel Edge (Semi-Concealed)  2-1/2"	24x24: 24" x 24"	Standard SOLID: 0% D: 16.2% E: 20.8% J: 58.2% Q: 70% R: 11.1% V: 4.9% AA: 2.5% Premium see footnote * Custom CUST: **	.24ST: 0.024" Steel (galvanized) .32AL: 0.032" Aluminum	up to 0.90***	A	-	✓	up to 85%

* See the Rockfon Perforations Brochure for graphic representations of the perforations listed and the complete offering of Premium Perforations available.
 ** For designer specified Dimensions or Perforation, contact Rockfon Technical Services at 1-800-323-7164 or techservices@rockfon.com.
 *** NRC values are dependent on perforation patterns, plenum depth and acoustical backer options. Contact Rockfon Technical Services for more information at 1-800-323-7164 or techservices@rockfon.com.

Note:
 - For more information, see data sheet.

Material

0.024" Steel or 0.032" Aluminum (metal) ceiling panels

Choose from the above product options to build your product code

Family Number & Name	Edge Type	Standard Dimensions or Custom Dimensions	Perforation	Color*	Material
252588:PLST:					

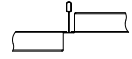
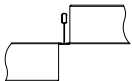
* For more information on color options, see data sheet.



Rockfon® Planostile™ D

Product Code Example: **252588:PLST:PLAD:DO3:24x24:E:01:.40AL**

Edge Type: Depth (D) Reveal Edge (3")	Dimensions: 24" x 24"	Color: White	Material: 0.040" Aluminum
252588:PLST:	PLAD:	DO3:	24x24:
Family Number & Name: 252588 Planostile™ Metal Panel	Reveal Type: Downward 3" Depth	Perforation: 20.8% Open Area	E: 01: .40AL

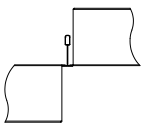
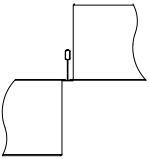
Family Number & Name	Edge Type	Reveal Type	Dimensions	Perforations* (% open area)	Material	NRC	Fire Class	Light Reflectance	Low VOC	Recycled Content
252588:PLST: Planostile™ Metal Panel	PLAD: Depth (D) Reveal Edge (1") 	1" Reveal Depths: UP1: Upward 1" Depth DO1: Downward 1" Depth	24x24: 24" x 24" CUST: **	Solid: 0% E: 20.8% V: 4.9%	.40AL: 0.040" Aluminum	up to 0.90***	A	-	✓	up to 85%
	PLAD: Depth (D) Reveal Edge (2") 	2" Reveal Depths: UP2: Upward 2" Depth DO2: Downward 2" Depth								

* For graphic representations of the perforation options, see the Rockfon Perforations Brochure.
 ** For designer specified dimensions, contact Rockfon Technical Services at 1-800-323-7164 or techservices@rockfon.com.
 *** NRC values are dependent on perforation patterns, plenum depth and acoustical backer options. Contact Rockfon Technical Services for more information at 1-800-323-7164 or techservices@rockfon.com.

Note:
 - For more information, see data sheet.

Rockfon® Planostile™ D (continued)



Family Number & Name	Edge Type	Reveal Type	Dimensions	Perforations* (% open area)	Material	NRC	Fire Class	Light Reflectance	Low VOC	Recycled Content
252588:PLST: Planostile™ Metal Panel	PLAD: Depth (D) Reveal Edge (3") 	3" Reveal Depths: UP3: Upward 3" Depth DO3: Downward 3" Depth	24x24: 24" x 24" CUST: **	Solid: 0% E: 20.8% V: 4.9%	.40AL: 0.040" Aluminum	up to 0.90***	A	-	✓	up to 85%
	PLAD: Depth (D) Reveal Edge (4") 	4" Reveal Depths: UP4: Upward 4" Depth DO4: Downward 4" Depth								

* For graphic representations of the perforation options, see the Rockfon Perforations Brochure.
 ** For designer specified dimensions, contact Rockfon Technical Services at 1-800-323-7164 or techservices@rockfon.com.
 *** NRC values are dependent on perforation patterns, plenum depth and acoustical backer options. Contact Rockfon Technical Services for more information at 1-800-323-7164 or techservices@rockfon.com.

Note:
 - For more information, see data sheet.

Material

0.040" Aluminum metal ceiling panels

Choose from the above product options to build your product code

Family Number & Name	Edge Type	Reveal Type	Dimensions	Perforation	Color*	Material
252588:PLST:	PLAD:					.40AL

* For more information on color options, see data sheet.



Rockfon® Spanair® Clip-in

Edge Type: Clip-in, Square Edge (Fully Concealed) Perforation: 2.5% Open Area Material: 0.032" Aluminum

Product Code Example: **252589:SPAN:SCIS:24x24:AA:44:.32AL**

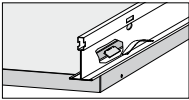
252589:SPAN:	SCIS:	24x24:	AA:	44:	.32AL
Family Number & Name: 252589 Spanair® Metal Panel		Dimensions: 24" x 24"		Color: Satin Silver	

Family Number & Name	Edge Type	Dimensions	Perforations* (% open area)	Material	NRC	Fire Class	Light Reflectance	Low VOC	Recycled Content
252589:SPAN: Spanair® Metal Panel	SCIR: Clip-in Reveal Edge (Semi-Concealed)	24x24: 24" x 24" 24x48: 24" x 48"	<u>Standard</u> SOLID: 0% D: 16.2% E: 20.8% J: 58.2% Q: 70% R: 11.1% V: 4.9% AA: 2.5%	.32AL: 0.032" Aluminum	up to 0.90***	A	-	✓	up to 85%
			<u>Premium</u> see footnote * <u>Custom</u> CUST: **						

* See the Rockfon Perforations Brochure for graphic representations of the perforations listed and the complete offering of Premium Perforations available.
 ** For designer specified Perforation, contact Rockfon Technical Services at 1-800-323-7164 or techservices@rockfon.com.
 *** NRC values are dependent on perforation patterns, plenum depth and acoustical backer options. Contact Rockfon Technical Services for more information at 1-800-323-7164 or techservices@rockfon.com.

Note:
- For more information, see data sheet.

Rockfon® Spanair® Clip-in (continued)

Family Number & Name	Edge Type	Dimensions	Perforations* (% open area)	Material	NRC	Fire Class	Light Reflectance	Low VOC	Recycled Content
252589:SPAN: Spanair® Metal Panel	SCIS: Clip-in Square Edge (Fully Concealed) 	24x24: 24" x 24" 24x48: 24" x 48"	<u>Standard</u> SOLID: 0% D: 16.2% E: 20.8% J: 58.2% Q: 70% R: 11.1% V: 4.9% AA: 2.5%	.32AL: 0.032" Aluminum	up to 0.90***	A	-	✓	up to 85%
			<u>Premium</u> see footnote * <u>Custom</u> CUST: **						

* See the Rockfon Perforations Brochure for graphic representations of the perforations listed and the complete offering of Premium Perforations available.
 ** For designer specified Perforation, contact Rockfon Technical Services at 1-800-323-7164 or techservices@rockfon.com.
 *** NRC values are dependent on perforation patterns, plenum depth and acoustical backer options. Contact Rockfon Technical Services for more information at 1-800-323-7164 or techservices@rockfon.com.

Note:
 - For more information, see data sheet.

Material

0.032" Aluminum (metal) ceiling panels

Choose from the above product options to build your product code

Family Number & Name	Edge Type	Dimensions	Perforation	Color*	Material
252589:SPAN:					.32AL

* For more information on color options, see data sheet.

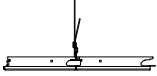


Rockfon® Spanair® Hook-in

Edge Type: Hook-in, Square Edge (Fully Concealed) Perforation: 4.9% Open Area Material: 0.040" Aluminum

Product Code Example: **252589:SPAN:SHIP:12x48:V:803:.40AL**

252589:SPAN:	SHIP:	12x48:	V:	803:	.40AL
Family Number & Name: 252589 Spanair® Metal Panel	Dimensions: 12" x 48" (w x l)	Color: Burnished Cherry			

Family Number & Name	Edge Type	Dimensions		Perforations* (% open area)	Material	NRC	Fire Class	Light Reflectance	Low VOC	Recycled Content
		Width (w)	Length (l)							
252589:SPAN: Spanair® Metal Panel	SHIP: Hook-in Square Edge (Fully Concealed) 	12x(l): 12" 24x(l): 24"	(w)x48: 48"	Standard SOLID: 0% D: 16.2% E: 20.8% J: 58.2% Q: 70% R: 11.1% V: 4.9% AA: 2.5% <u>Premium</u> see footnote * <u>Custom</u> CUST: **	.40AL: 0.040" Aluminum	up to 0.90***	A	-	✓	up to 85%
			(w)x60: 60"							

* See the Rockfon Perforations Brochure for graphic representations of the perforations listed and the complete offering of Premium Perforations available.
 ** For designer specified Perforation, contact Rockfon Technical Services at 1-800-323-7164 or techservices@rockfon.com.
 *** NRC values are dependent on perforation patterns, plenum depth and acoustical backer options. Contact Rockfon Technical Services for more information at 1-800-323-7164 or techservices@rockfon.com.

Note:
- For more information, see data sheet.

Material

0.040" Aluminum (metal) ceiling panels

Choose from the above product options to build your product code

Family Number & Name	Edge Type	Dimensions	Perforation	Color*	Material
252589:SPAN:	SHIP:				.40AL

* For more information on color options, see data sheet.



Rockfon® Spanair® Hook-on

Edge Type: Hook-on, Square Edge (Fully Concealed) Perforation: 16.2% Open Area Material: 0.040" Aluminum

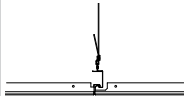
Product Code Example: **252589:SPAN:SHOP:CUST(12x48):D:800:.40AL**

252589:SPAN: **SHOP:** **CUST:** **D:** **800:** **.40AL**

Family Number & Name:
252589 Spanair® Metal Panel

Dimensions:
Designer Specified
(12" x 48")

Color:
Lazy Maple

Family Number & Name	Edge Type	Dimensions	Perforations* (% open area)	Material	NRC	Fire Class	Light Reflectance	Low VOC	Recycled Content
252589:SPAN: Spanair® Metal Panel	SHOP: Hook-on Square Edge (Fully Concealed) 	CUST: Designer Specified Width: 9" - 24" Length: 48" - 120"	Standard SOLID: 0% D: 16.2% E: 20.8% J: 58.2% Q: 70% R: 11.1% V: 4.9% AA: 2.5% <u>Premium</u> see footnote * <u>Custom</u> CUST: **	.40AL: 0.040" Aluminum	up to 0.90***	A	-	✓	up to 85%

* See the Rockfon Perforations Brochure for graphic representations of the perforations listed and the complete offering of Premium Perforations available.

** For designer specified Perforation, contact Rockfon Technical Services at 1-800-323-7164 or techservices@rockfon.com.

*** NRC values are dependent on perforation patterns, plenum depth and acoustical backer options. Contact Rockfon Technical Services for more information at 1-800-323-7164 or techservices@rockfon.com.

Note:

- For more information, see data sheet.

Material

0.040" Aluminum (metal) ceiling panels

Choose from the above product options to build your product code

Family Number & Name	Edge Type	Dimensions (Designer Specified)	Perforation	Color*	Material
252589:SPAN:	SHOP:				.40AL

* For more information on color options, see data sheet.



Rockfon® Spanair® Torsion Spring and Torsion Spring Plus

Edge Type: Torsion Spring Concealed Edge Perforation: 20.8% Open Area Material: 0.040" Aluminum

Product Code Example: **252589:SPAN:STSP:CUST(12x48):E:801:.40AL**

252589:SPAN: **STSP:** **CUST:** **E:** **801:** **.40AL**

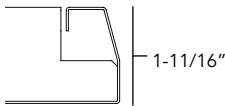
Family Number & Name: 252589 Spanair® Metal Panel Dimensions: Designer Specified (12" x 48") Color: Aged Teak

Family Number & Name	Edge Type	Dimensions	Perforations* (% open area)	Material	NRC	Fire Class	Light Reflectance	Low VOC	Recycled Content
252589:SPAN: Spanair® Metal Panel	<p>STSP: Torsion Spring Concealed Edge (Fully Concealed) (no ribs)</p>	<p>CUST: Designer Specified Width: 6" - 24" Length: 24" - 48"</p>	<p><u>Standard</u></p> <p>SOLID: 0%</p> <p>D: 16.2%</p> <p>E: 20.8%</p> <p>J: 58.2%</p> <p>Q: 70%</p> <p>R: 11.1%</p> <p>V: 4.9%</p> <p>AA: 2.5%</p> <p><u>Premium</u> see footnote *</p> <p><u>Custom</u></p> <p>CUST: **</p>	.40AL: 0.040" Aluminum	up to 0.90***	A	-	✓	up to 85%

* See the Rockfon Perforations Brochure for graphic representations of the perforations listed and the complete offering of Premium Perforations available.
 ** For designer specified Perforation, contact Rockfon Technical Services at 1-800-323-7164 or techservices@rockfon.com.
 *** NRC values are dependent on perforation patterns, plenum depth and acoustical backer options. Contact Rockfon Technical Services for more information at 1-800-323-7164 or techservices@rockfon.com.

Note:
- For more information, see data sheet.

Rockfon® Spanair® Torsion Spring and Torsion Spring Plus (continued)

Family Number & Name	Edge Type	Dimensions	Perforations* (% open area)	Material	NRC	Fire Class	Light Reflectance	Low VOC	Recycled Content
252589:SPAN: Spanair® Metal Panel	STPL: Torsion Spring Plus Concealed Edge (Fully Concealed) (integrated ribs) 	CUST: Designer Specified Width: 24" - 48" Length: 24" - 120"	<u>Standard</u> SOLID: 0% Z: 4.9% AA: 2.5%	.40AL: 0.040" Aluminum	up to 0.90***	A	-	✓	up to 85%

* See the Rockfon Perforations Brochure for graphic representations of the perforations listed and the complete offering of Premium Perforations available.

** For designer specified Perforation, contact Rockfon Technical Services at 1-800-323-7164 or techservices@rockfon.com.

*** NRC values are dependent on perforation patterns, plenum depth and acoustical backer options. Contact Rockfon Technical Services for more information at 1-800-323-7164 or techservices@rockfon.com.

Note:

- For more information, see data sheet.

Material

0.040" Aluminum metal ceiling panels

Choose from the above product options to build your product code

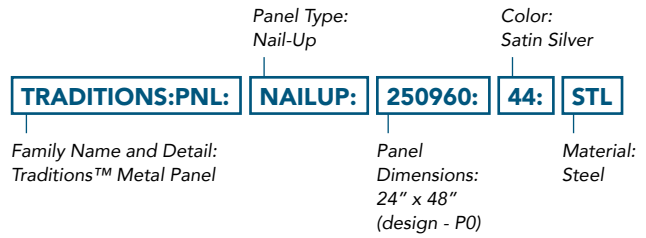
Family Number & Name	Edge Type	Dimensions (Designer Specified)	Perforation	Color*	Material
252589:SPAN:					.40AL

* For more information on color options, see data sheet.










Rockfon® Traditions™

Product Code Example: **TRADITIONS:PNL:NAILUP:250960:44:STL**












Metal Panels

Detail (Family Name TRADITIONS)	Panel Type	Panel Dimensions	Material	 NRC	 Fire Class	 Light Reflectance	 Low VOC	Recycled Content
PNL: Traditions™ Metal Panel P0 	LAYIN: Lay-In	63.22.000: 24" x 24" 63.24.000: 24" x 48"	STL: Steel	-	A	-	✓	up to 85%
	NAILUP: Nail-Up	63.25.000: 24" x 48"						
PNL: Traditions™ Metal Panel P1 	LAYIN: Lay-In	63.24.001: 24" x 48"						
	NAILUP: Nail-Up	63.25.001: 24" x 48"						
PNL: Traditions™ Metal Panel P2 	LAYIN: Lay-In	63.22.002: 24" x 24" 63.24.002: 24" x 48"						
	NAILUP: Nail-Up	63.25.002: 24" x 48"						










Note:
- For more information, see data sheet.

Rockfon® Traditions™ (continued)

Metal Panels								
Detail (Family Name TRADITIONS)	Panel Type	Panel Dimensions	Material	NRC	Fire Class	Light Reflectance	Low VOC	Recycled Content
PNL: Traditions™ Metal Panel P3 	LAYIN: Lay-In	63.22.003: 24" x 24" 63.24.003: 24" x 48"	STL: Steel	-	A	-	✓	up to 85%
	NAILUP: Nail-Up	63.25.003: 24" x 48"						
PNL: Traditions™ Metal Panel P4 	LAYIN: Lay-In	63.22.004: 24" x 24" 63.24.004: 24" x 48"						
	NAILUP: Nail-Up	63.25.004: 24" x 48"						
PNL: Traditions™ Metal Panel P5 	LAYIN: Lay-In	63.22.005: 24" x 24" 63.24.005: 24" x 48"						
PNL: Traditions™ Metal Panel P6 	LAYIN: Lay-In	63.22.006: 24" x 24" 						
	NAILUP: Nail-Up	63.25.006: 24" x 48"						
PNL: Traditions™ Metal Panel P7 	LAYIN: Lay-In	63.22.007: 24" x 24" 63.24.007: 24" x 48"						
	NAILUP: Nail-Up	63.25.007: 24" x 48"						







Note:
- For more information, see data sheet.

Rockfon® Traditions™ (continued)

Metal Panels								
Detail (Family Name TRADITIONS)	Panel Type	Panel Dimensions	Material	NRC	Fire Class	Light Reflectance	Low VOC	Recycled Content
PNL: Traditions™ Metal Panel P8 	LAYIN: Lay-In	63.22.008: 24" x 24"	STL: Steel	-	A	-	✓	up to 85%
		63.24.008: 24" x 48"						
PNL: Traditions™ Metal Panel P9 	LAYIN: Lay-In	63.22.009: 24" x 24"						
PNL: Traditions™ Metal Panel P10 	LAYIN: Lay-In	63.22.010: 24" x 24"						
	NAILUP: Nail-Up	63.24.010: 24" x 48"						
PNL: Traditions™ Metal Panel P21 	LAYIN: Lay-In	63.22.021: 24" x 24"						
	NAILUP: Nail-Up	63.24.021: 24" x 48"						
PNL: Traditions™ Metal Panel P23 	LAYIN: Lay-In	63.22.023: 24" x 24"						
	NAILUP: Nail-Up	63.24.023: 24" x 48"						
		63.25.010: 24" x 48"						
		63.25.021: 24" x 48"						
		63.25.023: 24" x 48"						

Note:
- For more information, see data sheet.

Rockfon® Traditions™ (continued)

Metal Panels								
Detail (Family Name TRADITIONS)	Panel Type	Panel Dimensions	Material	NRC	Fire Class	Light Reflectance	Low VOC	Recycled Content
PNL: Traditions™ Metal Panel P26 	LAYIN: Lay-In	63.22.026: 24" x 24" 63.24.026: 24" x 48"	STL: Steel	-	A	-	✓	up to 85%
	NAILUP: Nail-Up	63.25.026: 24" x 48"						
PNL: Traditions™ Metal Panel P36 	NAILUP: Nail-Up	63.23.036: 24" x 24"						

Note:
- For more information, see data sheet.








Choose from the above product options to build your product code

Family Name	Detail	Panel Type	Panel Dimensions	Color*	Material
TRADITIONS:	PNL:				STL

* For more information on color options, see data sheet.

Note:
- Bare steel panels are chromium treated and require oil-based paint or polyurethane to prevent rusting and tarnishing.

Rockfon® Traditions™ (continued)

Metal Filler Panels								
Detail (Family Name TRADITIONS)	Panel Type	Panel Dimensions	Material	NRC	Fire Class	Light Reflectance	Low VOC	Recycled Content
FILLPNL: Traditions™ Metal Filler Panel P000 	FILLER: Filler Panel (for perimeter use)	63.26.000: 24" x 48"	STL: Steel	-	A	-	✓	up to 85%
FILLPNL: Traditions™ Metal Filler Panel P101 		63.26.101: 24" x 48"						
FILLPNL: Traditions™ Metal Filler Panel P102 		63.26.102: 24" x 48"						

Note:
- For more information, see data sheet.

Choose from the above product options to build your product code









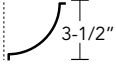

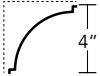

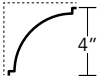

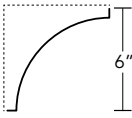

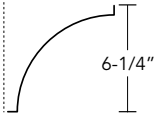

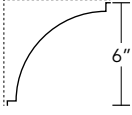

Family Name	Detail	Panel Type	Panel Dimensions	Color*	Material
TRADITIONS:	FILLPNL:	FILLER:			STL

* For more information on color options, see data sheet.

Note:
- Bare steel panels are chromium treated and require oil-based paint or polyurethane to prevent rusting and tarnishing.

Rockfon® Traditions™ (continued)



Metal Cornices

Metal Cornices							
Cornice Type (Family Name & Detail TRADITIONS:CORNICE:)	Dimensions and Pattern	Material	NRC	Fire Class	Light Reflectance	Low VOC	Recycled Content
STRAIGHT: Straight Face Cornice	63.40.030: Traditions™ Cornice - P30  	STL: Steel	-	A	-	✓	up to 85%
	63.40.020: Traditions™ Cornice - P20  						
CONVEX: Convex Face Cornice	63.40.035: Traditions™ Cornice - P35  						
	63.40.040: Traditions™ Cornice - P40  						
CONCAVE: Concave Face Cornice	63.40.050: Traditions™ Cornice - P50  						
	63.40.060: Traditions™ Cornice - P60  						
	63.40.063: Traditions™ Cornice - P63  						
	63.40.075: Traditions™ Cornice - P75  						

Note:
- For more information, see data sheet.

Rockfon® Traditions™ (continued)

Metal Cornices

Cornice Type (Family Name & Detail TRADITIONS:CORNICE:)	Dimensions and Pattern	Material	NRC	Fire Class	Light Reflectance	Low VOC	Recycled Content
GIRDER: Girder Nosing	63.40.015: Traditions™ Girder Nosing - P15  	STL: Steel	-	A	-	✓	up to 85%

Note:

- For more information, see data sheet.

Material

Steel

Choose from the above product options to build your product code

Family Name	Detail	Cornice Type	Dimensions and Pattern	Color*	Material
TRADITIONS:	CORNICE:				STL

* For more information on color options, see data sheet.

Note:

- Bare steel Cornices and Girder Nosing are chromium treated and require oil-based paint or polyurethane to prevent rusting and tarnishing.



Rockfon® Curvgrid™ EZ-flex®

Family Number & Name:
252574 Curvgrid™
Metal Panel

Dimensions:
24" x 48" Panel

Color:
Weathered Oak

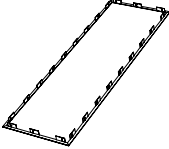
Product Code Example: **252574:CRVG:CEFP:2448:AA:805:32ALN**



Detail:
EZ-flex®

Perforation Pattern:
2.5% Open Area

Material:
0.032" Aluminum

Family Number & Name	Detail	Dimensions	Perforations* (% open area)	Material	NRC	Fire Class	Light Reflectance	Low VOC	Recycled Content
252574:CRVG: Curvgrid™ Metal Panel	CEFP: EZ-flex® 	2424: 24" x 24" Panel 2448: 24" x 48" Panel 2472: 24" x 72" Panel 2496: 24" x 96" Panel CUST: **	SOLID: 0% AA: 2.5%	32ALN: 0.032" Aluminum	up to 0.90***	A	-	✓	up to 85%

* For graphic representations of the perforation options, see the Rockfon Perforations Brochure.

** For custom panel size availability, contact Rockfon Technical Services at 1-800-323-7164 or techservices@rockfon.com.

*** NRC values are dependent on perforation patterns, plenum depth and acoustical backer options. Contact Rockfon Technical Services for more information at 1-800-323-7164 or techservices@rockfon.com.

Note:

- For more information, see data sheet.

Material

0.032" Aluminum

Choose from the above product options to build your product code

Family Number & Name	Detail	Standard Dimensions or Custom Dimensions	Perforation	Color*	Material
252574:CRVG:	CEFP:				32ALN

* For more information on color options, see data sheet.



Rockfon® Curvgrid™ One-directional

Family Number & Name:
252574 Curvgrid™
Metal Panel

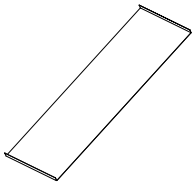
Dimensions:
24" x 72" Panel Color: Satin Silver

Product Code Example: **252574:CRVG:COD:2472:V:44:32ALN**

252574:CRVG: COD: 2472: V: 44: 32ALN

Detail: One-directional
Perforation Pattern: 4.9% Open Area
Material: 0.032" Aluminum



Family Number & Name	Detail	Dimensions	Perforations* (% open area)	Material	NRC	Fire Class	Light Reflectance	Low VOC	Recycled Content
252574:CRVG: Curvgrid™ Metal Panel	COD: One-directional	2448: 24" x 48" Panel 2472: 24" x 72" Panel 2496: 24" x 96" Panel CUST: **	SOLID: 0%	32ALN: 0.032" Aluminum	up to 0.90***	A	-	✓	up to 85%
			D: 16.2% E: 20.8% J: 58.2% Q: 70% R: 11.1% V: 4.9% AA: 2.5%						

* For graphic representations of the perforation options, see the Rockfon Perforations Brochure.

** For custom panel size availability, contact Rockfon Technical Services at 1-800-323-7164 or techservices@rockfon.com.

*** NRC values are dependent on perforation patterns, plenum depth and acoustical backer options. Contact Rockfon Technical Services for more information at 1-800-323-7164 or techservices@rockfon.com.

Note:

- For more information, see data sheet.

Material

0.032" Aluminum

Choose from the above product options to build your product code

Family Number & Name	Detail	Standard Dimensions or Custom Dimensions	Perforation	Color*	Material
252574:CRVG:	COD:				32ALN

* For more information on color options, see data sheet.



Rockfon® Curvgrid™ Two-directional

Family Number & Name:
252574 Curvgrid™
Metal Panel

Dimensions:
24" x 24"
Panel

Color: White

Product Code Example: **252574:CRVG:CTDP:2424:R:01:32ALN**

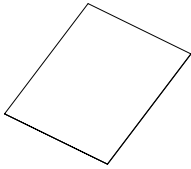
252574:CRVG:CTDP:2424:R:01:32ALN

Detail:
Two-directional

Perforation
Pattern:
11.1% Open Area

Material:
0.032" Aluminum



Family Number & Name	Detail	Dimensions	Perforations* (% open area)	Material	NRC	Fire Class	Light Reflectance	Low VOC	Recycled Content
252574:CRVG: Curvgrid™ Metal Panel	CTDP: Two-directional 	2424: 24" x 24" Panel CUST: **	SOLID: 0% D: 16.2% E: 20.8% J: 58.2% Q: 70% R: 11.1% V: 4.9% AA: 2.5%	32ALN: 0.032" Aluminum	up to 0.90***	A	-	✓	up to 85%

* For graphic representations of the perforation options, see the Rockfon Perforations Brochure.

** For custom panel size availability, contact Rockfon Technical Services at 1-800-323-7164 or techservices@rockfon.com.

*** NRC values are dependent on perforation patterns, plenum depth and acoustical backer options. Contact Rockfon Technical Services for more information at 1-800-323-7164 or techservices@rockfon.com.

Note:

- For more information, see data sheet.

Material

0.032" Aluminum

Choose from the above product options to build your product code

Family Number & Name	Detail	Standard Dimensions or Custom Dimensions	Perforation	Color*	Material
252574:CRVG:	CTDP:				32ALN

* For more information on color options, see data sheet.



Rockfon® Magna T-cell™

Family Number & Name:
252587 Magna T-cell™

Cell Dimensions
(Standard):
4" x 4" Cell








Material:
0.010" Galvanized
Steel (Panel)

Product Code Example: **252587:MAGA:MTAP:2448:4x4:888:ST**

252587:MAGA: MTAP:2448: 4x4: 888: ST





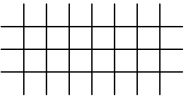
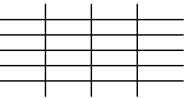
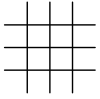
Panel Size:
24" x 48" Metal Panel

Color:
Winchester Grey

Family Number & Name	Panel Size	Cell Dimensions	Material	 NRC	 Fire Class	 Light Reflectance	 Low VOC	 Recycled Content
252587:MAGA Magna T-cell™	MTAP:2424: 24" x 24" Metal Panel	<u>Standard Cell Dimensions</u> 4x4: 4" x 4" Cell 6x6: 6" x 6" Cell 8x8: 8" x 8" Cell	ST: 0.010" Galvanized Steel (Panel)	-	A	-	✓	Up to 85%
	Panel with Standard Cell Dimensions 	<u>Special Cell Dimensions</u> CUST: 3" x 6" Cell CUST: 3" x 12" Cell CUST: 4" x 8" Cell CUST: 6" x 12" Cell CUST: 12" x 4" Cell						
	Panel with Special Cell Dimensions 							

Note:
- For more information, see data sheet.

Rockfon® Magna T-cell™ (continued)

Family Number & Name	Panel Size	Cell Dimensions	Material	 NRC	 Fire Class	 Light Reflectance	 Low VOC	Recycled Content
252587:MAGA Magna T-cell™	MTAP:2448: 24" x 48" Metal Panel	<u>Standard Cell Dimensions</u> 4x4: 4" x 4" Cell 6x6: 6" x 6" Cell 8x8: 8" x 8" Cell	ST: 0.010" Galvanized Steel (Panel)	-	A	-	✓	Up to 85%
	Panel with Standard Cell Dimensions 	<u>Special Cell Dimensions</u> CUST: 3" x 6" Cell CUST: 3" x 12" Cell CUST: 4" x 8" Cell CUST: 6" x 12" Cell CUST: 12" x 4" Cell						
	Panel with Special Cell Dimensions 	MTAP:4848: 48" x 48" Metal Panel 						

Note:
- For more information, see data sheet.

Material

0.010" Galvanized Steel (Panel)

Choose from the above product options to build your product code

Family Number & Name	Panel Size	Standard or Special Cell Dimensions	Color*	Material
252587:MAGA:				ST

* For more information on color options, see data sheet.



Rockfon® Cubegrid®

Product Code Example: **252601:CGMR:HD:12:48:08:STL**

Family Number & Detail: Cubegrid® Main Runner

Suspension Length: 12'

Color: Black


252601:CGMR: HD: 12: 48: 08: STL

Duty Rating: Heavy Duty (HD)

Module Size: 48" x 48" Module

Material: HDG 60 Steel



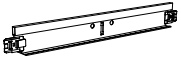
Family Number & Detail	Duty Rating	Suspension Length	Module Size	Material	NRC	Fire Class	Light Reflectance	Low VOC	Recycled Content
252601:CGMR: Cubegrid® Main Runner 	ID: Intermediate Duty (ID) HD: Heavy Duty (HD)	12: 12'	24: 24" x 24" Module 48: 48" x 48" Module CUST: *	STL: HDG 60 Steel	-	A	-	✓	up to 85%

* For custom suspension length and module size availability, contact Rockfon Technical Services at 1-800-323-7164 or techservices@rockfon.com.

Note:

- For more information, see data sheet.

Rockfon® Cubegrid® (continued)

Family Number & Detail	Duty Rating	Suspension Length	Module Size	Material	NRC	Fire Class	Light Reflectance	Low VOC	Recycled Content
252604:CGCT: Cubegrid® Cross Tee 	ID: Intermediate Duty (ID)	2: 2'	N: 24" x 24" Module (no slotting)	STL: HDG 60 Steel	-	A	-	✓	up to 85%
		4: 4'	24: 24" x 24" Module (slotting at 24" o.c.)						
			N: 48" x 48" Module (no slotting)						
		CUST: *	CUST: *						

* For custom suspension length and module size availability, contact Rockfon Technical Services at 1-800-323-7164 or techservices@rockfon.com.

Note:
 - For more information, see data sheet.

Material

HDG 60 Steel

Choose from the above product options to build your product code

Main Runner

Family Number & Detail	Duty Rating	Suspension Length	Module Size:	Color*	Material
252601:CGMR:		12:			STL

* For more information on color options, see data sheet.

Cross Tees

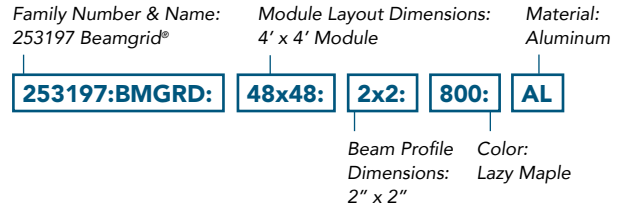
Family Number & Detail	Duty Rating	Suspension Length	Module Size	Color*	Material
252604:CGCT:	ID:				STL

* For more information on color options, see data sheet.



Rockfon® Beamgrid®

Product Code Example: **253197:BMGRD:48x48:2x2:800:AL**



Family Number & Name	Module Layout Dimensions	Beam Profile Dimensions (W x H)	Material	NRC	Fire Class	Light Reflectance	Low VOC	Recycled Content
253197:BMGRD: Beamgrid®	12x12: 1' x 1' Module	 1x1: 1" x 1" 1x2: 1" x 2" 1x4: 1" x 4" 2x2: 2" x 2" 2x4: 2" x 4" 3x3: 3" x 3" 4x4: 4" x 4" CUST:*	AL: Aluminum	-	A	-	✓	up to 85%
	12x24: 1' x 2' Module							
	12x48: 1' x 4' Module							
	24x24: 2' x 2' Module							
	24x48: 2' x 4' Module							
	36x36: 3' x 3' Module							
	48x48: 4' x 4' Module							
	CUST:*							

* For custom Module Layout and Beam Profile dimension availability, contact Rockfon Technical Services at 1-800-323-7164 or techservices@rockfon.com.

Note:
- For more information, see data sheet.

Material

Aluminum

Choose from the above product options to build your product code

Family Number & Name	Module Layout Dimensions	Beam Profile Dimensions	Color*	Material
253197:BMGRD:				AL

* For more information on color options, see data sheet.



Rockfon® Metalscapes®

Product Code Example: **METALSCAPES:250411:SS**







Panel Dimensions:
24" x 24"

METALSCAPES: 250411: SS

Detail:
Metalscapes® - Rockies

Material:
Stainless Steel



Stainless Steel wire mesh panels

Detail	Panel Dimensions	Material	NRC	Fire Class	Light Reflectance	Low VOC	Recycled Content
METALSCAPES: Metalscapes® - Appalachian 	250408: 24" x 24"	SS: Stainless Steel	-	A	-	✓	up to 85%
METALSCAPES: Metalscapes® - Alps 	250409: 24" x 24"						
METALSCAPES: Metalscapes® - Everest 	250410: 24" x 24"						
METALSCAPES: Metalscapes® - Rockies 	250411: 24" x 24"						
METALSCAPES: Metalscapes® - Hood 	250412: 24" x 24"						
METALSCAPES: Metalscapes® - Atlas 	250413: 24" x 24"						

Note:
- For more information, see data sheet.

Rockfon® Metalscapes® (continued)

Stainless Steel wire mesh panels

Detail	Panel Dimensions	Material	NRC	Fire Class	Light Reflectance	Low VOC	Recycled Content
METALSCAPES: Metalscapes® - Ural 	250414: 24" x 24"	SS: Stainless Steel	-	A	-	✓	up to 85%
METALSCAPES: Metalscapes® - Tyber 	250415: 24" x 24"						

Note:
- For more information, see data sheet.







Choose from the above product options to build your product code

Detail	Panel Dimensions	Material
METALSCAPES:		SS

Note:
- Rockfon Stainless Steel Metalscapes Wire Mesh panels are unfinished

Rockfon® Metalscapes® (continued)

Carbon Steel metal mesh panels

Detail	Panel Dimensions	Material	NRC	Fire Class	Light Reflectance	Low VOC	Recycled Content
METALSCAPES: Metalscapes® - Aberdeen 	60023: 24" x 24" 60024: 24" x 48"	STL: Carbon Steel	-	A	-	✓	up to 85%
METALSCAPES: Metalscapes® - Erlanger 	60025: 24" x 24" 60026: 24" x 48"						
METALSCAPES: Metalscapes® - Frankfort 	60027: 24" x 24" 60028: 24" x 48"						
METALSCAPES: Metalscapes® - Scales 	60029: 24" x 24" 60030: 24" x 48"						
METALSCAPES: Metalscapes® - Armor 	60031: 24" x 24" 60032: 24" x 48"						
METALSCAPES: Metalscapes® - Lattice 	60033: 24" x 24" 60034: 24" x 48"						

Note:
 - For more information, see data sheet.


Material

Stainless Steel or Carbon Steel

Choose from the above product options to build your product code

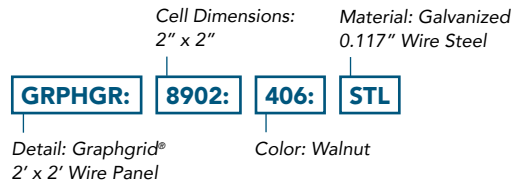
Detail	Panel Dimensions	Color*	Material
METALSCAPES:			STL

* For more information on color options, see data sheet.



Rockfon® Graphgrid®

Product Code Example: **GRPHGR:8902:406:STL**



Detail	Cell Dimensions	Material	NRC	Fire Class	Light Reflectance	Low VOC	Recycled Content
GRPHGR: Graphgrid® 2' x 2' Wire Panel 	8901: 1" x 1" 8902: 2" x 2" 8903: 3" x 3" 8904: 4" x 4"	STL: Galvanized 0.117" Wire Steel	-	A	-	✓	up to 85%

Note:
- For more information, see data sheet.

Material

Galvanized 0.117" Wire Steel

Choose from the above product options to build your product code

Detail	Cell Dimensions	Color*	Material
GRPHGR:			STL

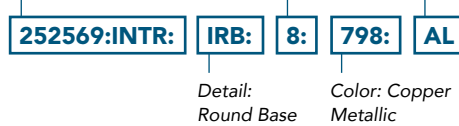
* For more information on color options, see data sheet.



Rockfon® Intaline™ Round Base

Family Number & Name: 252569 Intaline™ Metal Baffle Dimension: 8" Material: 0.032" Aluminum

Product Code Example: **252569:INTR:IRB:8:798:AL**



Family Number & Name	Detail	Dimension	Material	NRC	Fire Class	Light Reflectance	Low VOC	Recycled Content
252569:INTR: Intaline™ Metal Baffle	IRB: Round Base 	6: 6" 8: 8" 10: 10"	AL: 0.032" Aluminum	-	A	-	✓	up to 85%

Note:
- For more information, see data sheet.

Material

0.032" Aluminum

Choose from the above product options to build your product code

Family Number & Name	Detail	Dimension	Color*	Material
252569:INTR:	IRB:			AL

* For more information on color options, see data sheet.

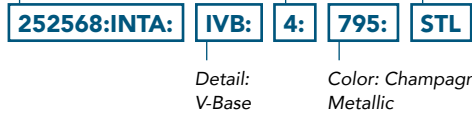
Note:
- Baffle surface finish - Smooth, painted 360°.



Rockfon® Intaline™ V-Base

Family Number & Name: 252568 Intaline™ Metal Baffle Dimension: 4" Material: 0.020" Steel

Product Code Example: **252568:INTA:IVB:4:795:STL**



Family Number & Name	Detail	Dimension	Material	NRC	Fire Class	Light Reflectance	Low VOC	Recycled Content
252568:INTA: Intaline™ Metal Baffle	IVB: V-Base 	4: 4"	STL: 0.020" Steel	-	A	-	✓	up to 85%

Note:
- For more information, see data sheet.

Material

0.020" Steel

Choose from the above product options to build your product code

Family Number & Name	Detail	Dimension	Color*	Material
252568:INTA:	IVB:	4:		STL

* For more information on color options, see data sheet.

Note:
- Baffle surface finish - Smooth, painted 360°.

Rockfon Warranties

Combining the natural benefits of stone wool, with our strong grid and metal ceiling systems, Rockfon brings a complete portfolio of ceiling solutions to you. To accompany our unique product lines, we offer above and beyond warranties.

Stone Wool Ceiling Tiles & Ceiling Suspension Systems



Metal Ceiling Systems








































For more information on our warranties, please visit www.rockfon.com or email cs@rockfon.com



Stone Wool Tile and Suspension Systems Overview

Locate the suspension system on the chart to determine the compatible edge details and vice versa to ensure the system fits and assembles together properly.

Suspension System Name, Product Number & End Detail	Edge Detail						
	Square (SQ)	Angled Tegular (SLT)	Square Tegular (SL)	Square Tegular Narrow (SLN)	Semi-concealed (SCD)	Concealed-X (CDX)	
General Applications							
200 / 250 F/R Hook 1200 / 1250 F/R Stab							
Tempra 4000 / 4050 F/R							
Integrity 4200							
Ultraline 4500 / 4550 F/R (1/4 in.)							
Ultraline 4600 (1/8 in.)							
Special Applications							
Wide Face AL Cap 660							
Barriergrid Standard / Premium							
AL Cap 260 / 280 F/R AL Cap 1260 / 1280 F/R							
All Aluminum 830							
Stainless Steel 730							
Acoustic Stone Wool Tiles*							
Rockfon® Pacific™	✓			✓	✓		
Rockfon Artic®	✓			✓	✓		
Rockfon Tropic®	✓			✓	✓		
Rockfon® Koral™	✓			✓	✓		
Rockfon Alaska®	✓		✓		✓	✓	✓
Rockfon Sonar®	✓		✓		✓	✓	✓
Rockfon Sonar® Activity	✓		✓				
Rockfon® Color-all™	✓			✓			✓
Rockfon® Cinema Black™	✓						
Rockfon® Hygienic Plus™	✓						
Rockfon® Medical™ Standard	✓			✓	✓		
Rockfon® Medical™ Plus	✓			✓	✓		✓
Rockfon® Medical™ Air	✓						
Rockfon® Impact™	✓						
Rockfon® Industrial™ Opal/Black	✓						
Rockfon® Facett™	✓						

* Note: The Acoustic Stone Wool Tiles listed are Rockfon's trademarked brands.



Rockfon Acoustic Stone Wool Ceiling Panel Selection Table

Product	Edges	Modular size	NRC	AC	Fire Class
DESIGN WHITE					
Rockfon Sonar®	SQ, SLN, SLT, DMT, SLP, SCD, CDX	2' x 2', 2' x 4', 2' x 5', 2' x 6', 2' x 8', 4' x 4', 30" x 30", 20" x 60"	0.70 - 0.95	190	Class A
Rockfon Sonar® Activity	SQ, SLT, DMT	2' x 2'	0.90	180	Class A
Rockfon Alaska®	SQ, SLN, SLT, DMT, SCD, CDX	2' x 2', 2' x 4', 2' x 5', 2' x 6'	0.70 - 0.90	180	Class A
DESIGN DECORATION					
Rockfon® Color-all™	SQ, SL, SLN, CDX	2' x 2', 2' x 4'	0.85 - 0.95	-	Class A
Rockfon® Cinema Black™	SQ	2' x 2', 2' x 4'	0.85 - 0.95	-	Class A
BASIC WHITE					
Rockfon® Pacific™	SQ, SL, SLN	2' x 2', 2' x 4'	0.60	-	Class A
Rockfon Artic®	SQ, SL, SLN	2' x 2', 2' x 4', 2' x 5', 20" x 60"	0.75	-	Class A
Rockfon® Koral™	SQ, SL, SLN	2' x 2', 2' x 4'	0.85	170	Class A
Rockfon Tropic®	SQ, SL, SLN	2' x 2', 2' x 4', 20" x 60"	0.85 - 0.90	-(5/8") 180 (3/4")	Class A
SPECIAL AREA					
Healthcare					
Rockfon® Medical™ Standard	SQ, SL, SLN	2' x 2', 2' x 4'	0.90	170	Class A
Rockfon® Medical™ Plus	SQ, SL, SLN, CDX	2' x 2', 2' x 4'	0.90	-	Class A
Rockfon® Medical™ Air	SQ	2' x 2', 2' x 4'	0.85	-	Class A
Hygiene					
Rockfon® Hygienic Plus™	SQ	2' x 2', 2' x 4'	0.90	-	Class A
Impact Resistance					
Rockfon® Impact™	SQ	2' x 2'	0.85	-	Class A
Industrial					
Rockfon® Facett™	SQ	2' x 4'	1.00	-	Class A
Rockfon® Industrial™ Opal	SQ	2' x 4'	1.05	-	Class A
Rockfon® Industrial™ Black	SQ	2' x 4'	1.05	-	Class A
NON-SUSPENDED CEILINGS					
Baffles					
Rockfon® Contour™	DMT	12" x 48" x 2", 24" x 48" x 2"	N/A	N/A	Class A
Islands					
Rockfon® Island™	DMT	4' x 4' x 1-1/2", 4' x 6' x 1-1/2", 4' x 8' x 1-1/2"	N/A	N/A	Class A

N/A: Not applicable


	Fire performance UL 723 (ASTM E 84) Flame spread / Smoke developed	Fire performance CAN ULC S102 Flame spread / Smoke developed	Light Reflectance	Recycled Content	ASTM E1264 Classification	Thermal Insulation	
						R Value (BTU units)	RSI Value (Watts Units)
	0/0	10/5	0.85	up to 40%	Type XX, Pattern E	2.6 - 3.5	0.46 - 0.62
	0/0	10/5	0.85	up to 41%	Type XX, Pattern E	5.3	0.92
	0/5	5/0	0.86	up to 40%	Type XX, Pattern G	2.6 - 3.1	0.46 - 0.54
	5/0	15/5	color dependant	up to 40%	Type XX, Pattern G	2.2 - 3.1	0.39 - 0.54
	5/0	15/5	0.04	up to 42%	Type XX, Pattern G	2.2 - 3.5	0.39 - 0.62
	0/5	5/0	0.85	up to 37%	Type XX, Pattern G	1.8	0.31
	0/5	5/0	0.85	up to 37%	Type XX, Pattern G	2.2 - 2.6	0.39 - 0.46
	0/5	5/0	0.86	up to 33%	Type XX, Pattern E	2.2	0.39
	0/5	5/0	0.86	up to 37%	Type XX, Pattern G	2.2 - 2.6	0.39 - 0.46
	0/0	10/5	0.86	up to 33%	Type XX, Pattern E	2.2	0.39
	0/5	5/0	0.83	up to 37%	Type XX, Pattern E	2.6 - 3.1	0.46 - 0.54
	5/5	15/5	0.83	up to 36%	Type XX, Pattern E	3.5	0.62
	0/5	5/0	0.83	up to 36%	Type XX, Pattern E	2.6	0.46
	0/5	5/0	0.86	up to 34%	Type XX, Pattern E	2.6 - 5.3	0.46 - 0.92
	0/5	5/0	0.68	up to 41%	Type XX, Pattern E	5.3 - 14.0	0.92 - 2.47
	0/5	5/0	0.64	up to 42%	Type XX, Pattern G	7.0	1.23
	5/0	15/5	0.04	up to 43%	Type XX, Pattern G	7.0	1.23
	0/5	5/0	0.79	up to 42%	Type XX, Pattern G	N/A	N/A
	0/5	5/0	0.86	up to 41%	Type XX, Pattern G	N/A	N/A





Rockfon® is a registered trademark
of the ROCKWOOL Group.

Connect with us on LinkedIn

 [linkedin.com/company/rockfon-north-america/](https://www.linkedin.com/company/rockfon-north-america/)



Please recycle this
catalog at end of use

2022 | Subject to alterations in range and product technology without prior notice. Rockfon accepts no responsibility for printing errors.
© ROCKWOOL International AS 2018. All rights reserved. ® Denotes a trademark that is registered in the United States of America.



Rockfon

4849 S. Austin Ave.
Chicago, IL 60638 USA

Tel. +1-800-323-7164
Fax. +1-800-222-3744
www.rockfon.com
360002977