

Chicago Metallic[®] 4200 Integrity[™] 9/16"

Features and Benefits

- Creates a premium, double reveal design aesthetic
- Non-mitered intersections allow for design flexibility and ease of installation
- Grid system is designed with stab-end cross tees and has a Heavy Duty design
- Suitable for Seismic Design Categories A-F
- Sustainable: Minimum 30% recycled content, 100% locally recyclable
- Chicago Metallic suspension systems meet Class-A flame spread rating in accordance with ASTM standard E84

Applications

- Hospitals
- Hospitality
- Retail
- Airports
- Transit
- Galleries
- Offices

Acoustical Ceiling Suspension System



Chicago Metallic® 4200 Integrity™ 9/16"



LEED® v4.1 Highlights

Materials and Resources (MR)

| | |
|---------------------------------------|---|
| Waste Management Planning | ✓ |
| Interiors Life Cycle Impact Reduction | ✓ |
| Environmental Product Declarations | ✓ |
| Sourcing of Raw Materials | ✓ |
| Material Ingredients | - |
| Waste Management | ✓ |

Indoor Environmental Quality (EQ)

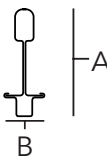
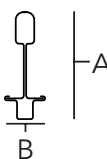
| | |
|------------------------|---|
| Low-Emitting Materials | ✓ |
| Interior Lighting | ✓ |
| Acoustic Performance | ✓ |

Recycled Content: 30%

Performance Properties:

| | |
|----------------------------------|--|
| Base Material | Hot-Dip Galvanized Steel Body (HDG-30) |
| Capping | Painted Steel Capping (HDG-30) |
| End Details | Main Runners: Non-Directional Bayonet Coupling Cross Tees: Stab-End |
| Structural Classification | Heavy Duty per ASTM C635 |
| Flame Spread Rating | Class A per ASTM E84 |
| Warranty | 40-Year Suspension System Warranty |
| Recycled Content | Steel 30% |

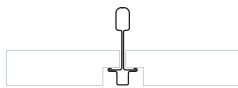
Main Runners/Cross Tees

| Detail | Product Number | Length x Height (A) x Face (B) | Slotting | Structural Classification (ASTM C635) | Seismic | Packaging | | | Palletization | |
|---|----------------|--------------------------------|----------|---------------------------------------|---------|-----------|---------|----------|---------------------|---------------------|
| | | | | | | Pcs/ Ctn | LF/ Ctn | Lbs/ Ctn | Ctn/ Pallet | Lbs/ Pallet |
| Main Runners | | | | | | | | | | |
|  | 4200.01 | 144" x 1-15/16" x 9/16" | 6" OC | HD | A-F | 20 | 240 | 79 | 28 | 2212 |
| Cross Tees | | | | | | | | | | |
|  | 4211.01 | 4" x 1-13/16" x 9/16" | No Slots | - | A-F | 60 | 20 | 5 | Palletized to Order | Palletized to Order |
| | 4212.01 | 6" x 1-13/16" x 9/16" | No Slots | - | A-F | 60 | 30 | 5 | Palletized to Order | Palletized to Order |
| | 4202.01 | 24" x 1-13/16" x 9/16" | No Slots | - | A-F | 60 | 120 | 23 | 50 | 1150 |
| | 4204.01 | 48" x 1-13/16" x 9/16" | 12" OC | - | A-F | 60 | 240 | 64 | 28 | 1792 |
| | 4206.01* | 72" x 1-13/16" x 9/16" | 10" OC | - | A-F | 20 | 120 | 32 | 28 | 896 |
| | 4208.01* | 96" x 1-13/16" x 9/16" | 12" OC | - | A-F | 20 | 160 | 43 | 28 | 1204 |

Custom slotting available. Contact Rockfon Customer Service for details and service levels.

* For 6' and 8' Cross Tees, wires required at mid point for loads exceeding weight of Rockfon tile.

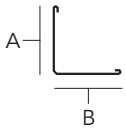
Compatible Tile Edge Types



SLN


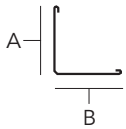
Perimeter Components

Wall Angles




| Product Number | Length, Height (A) x Face (B) | Packaging | | | Palletization | |
|----------------|-------------------------------|-----------|--------|---------|---------------|------------|
| | | Pcs/Ctn | LF/Ctn | Lbs/Ctn | Ctn/Pallet | Lbs/Pallet |
| 1420.01 | 144", 15/16" x 15/16" | 42 | 504 | 74 | 30 | 2070 |
| 21420.01 | 144", 15/16" x 15/16" | 25 | 300 | 41 | 40 | 1640 |
| 1480.01 | 144", 9/16" x 15/16" | 25 | 300 | 39 | 30 | 1170 |
| 1420.01HRC | 144", 15/16" x 15/16" | 42 | 504 | 74 | 30 | 2070 |
| 1480.01HRC | 144", 9/16" x 15/16" | 25 | 300 | 39 | 30 | 1170 |
| 1430.01 | 144", 7/8" x 7/8" | 30 | 360 | 52 | 40 | 1960 |
| 1425.01 | 144", 2" x 2" | 20 | 240 | 82 | 28 | 2296 |
| 1428.01 | 144", 1" x 2" | 20 | 240 | 54 | 40 | 2160 |

Specialty Wall Angles



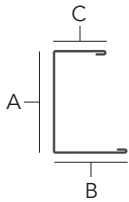
1485.01



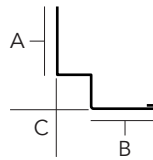
1427.01

| Product Number | Length, Height (A) x Face (B) | Packaging | | | Palletization | |
|----------------|---|-----------|--------|---------|---------------------|---------------------|
| | | Pcs/Ctn | LF/Ctn | Lbs/Ctn | Ctn/Pallet | Lbs/Pallet |
| 1485.01 | 96", 1-1/8" x 7/8" Flexible Wall Angle (White) | 63 | 504 | 29 | Palletized to Order | Palletized to Order |
| 1427.01 | 144", 15/16" x 15/16" Pre-punched Angle (White) | 42 | 504 | 74 | 30 | 2070 |

Wall Channels










Shadow Moldings





| Product Number | Length, Height x Face x Top Flange (Length, A x B x C) | Packaging | | | Palletization | |
|----------------|--|-----------|--------|---------|---------------|------------|
| | | Pcs/Ctn | LF/Ctn | Lbs/Ctn | Ctn/Pallet | Lbs/Pallet |
| 1448.01 | 120", 1-9/16" x 15/16" x 3/4" | 30 | 300 | 74 | 18 | 1330 |
| 1449.01 | 120", 1-15/16" x 15/16" x 15/16" | 24 | 240 | 62 | 18 | 1307 |

| Product Number | Length, Height x Face x Reveal (Length, A x B x C x C) | Packaging | | | Palletization | |
|----------------|--|-----------|--------|---------|---------------------|---------------------|
| | | Pcs/Ctn | LF/Ctn | Lbs/Ctn | Ctn/Pallet | Lbs/Pallet |
| 1460.01 | 120", 3/4" x 3/4" x 3/8" x 3/8" | 40 | 400 | 64 | 32 | 2048 |
| 1461.01 | 120", 3/4" x 3/4" x 3/4" x 3/4" | 40 | 400 | 90 | 28 | 2520 |
| 1468.01 | 120", 3/4" x 15/16" x 3/8" x 3/8" | 40 | 400 | 81 | 28 | 2322 |
| 1464.905 | 120", 15/16" x 15/16" x 1/4" x 1/4" | 40 | 400 | 63 | 28 | 1818 |
| 1469.01 | 120", 9/16" x 15/16" x 3/8" x 3/8" | 40 | 400 | 77 | Palletized to Order | Palletized to Order |
| 1466.01 | 144", 1-3/4" x 1-1/4" x 3/4" x 1/4" | 20 | 240 | 61 | 20 | 1220 |

Accessories

| | Detail | Rockfon Part Number | Product Number | Product Description | Packaging | |
|---------------|---|---------------------|----------------|--|-----------|---------|
| | | | | | Pcs/Ctn | Lbs/Ctn |
| Seismic Clips |  | 250374 | 1496.00 | Seismic Perimeter Clip | 100 | 10 |
| |  | 250372 | 1493.00 | Unopposed Tee Clip | 100 | 2 |
| |  | 250373 | 1494.00 | Seismic Separation Clip | 100 | 10 |
| General Clips |  | 250348 | 935.00 | Universal Hold Down Clip | 1000 | 16 |
| |  | 252923 | 425.01 | Hold Down Clip for 5/8" Board | 200 | 2 |
| |  | 250343 | 820.00 | Hold Down Clip for 5/8" Board | 1000 | 7 |
| |  | 237949 | 490.00 | Hold Down Clip for 0" - 3/4" Panels (Black) | 100 | 2 |
| |  | 237952 | 491.00 | Hold Down Clip for 3/4" - 1-1/4" Panels (Blue) | 150 | 2 |
| |  | 237954 | 492.00 | Hold Down Clip for 1-1/2" Panels (Grey) | 100 | 2 |
| |  | 250324 | 426.01 | Butterfly Retention Clip for 0" - 1" Panels | 200 | 15 |
| |  | 250325 | 427.01 | Butterfly Retention Clip for 1" - 2" Panels | 150 | 15 |
| |  | 254302 | 88.00 | Border Spring Clip | 1000 | 17 |
| |  | 253183 | 479.00 | 90-degree Corner Clip | 25 | 5 |
| Spacer Bars |  | 251952 | 1499.00 | Perimeter Grid Clip | 100 | 4 |
| |  | 294621 | 826.00H | 2' Spacer Bar for rectangular bulb components | 40 | 15 |
| | | 294623 | 828.00H | 4' Spacer Bar for rectangular bulb components | 40 | 29 |
| | | 294619 | 824.00H | 4' Spacer bar notched 2'. For rectangular bulb components. | 40 | 29 |

| | Detail | Rockfon Part Number | Product Number | Product Description | Packaging | | |
|--------------------------|--|---|----------------|-----------------------------|-----------|---------|--|
| | | | | | Pcs/Ctn | Lbs/Ctn | |
| Suspension System Covers |  | 258676 | 1321.01 | Cover Sleeve for 9/16" Grid | 100 | 10 | |
| Corner Caps |  | Outside/Inside Corner Caps – Refer to Rockfon Grid and Tile Accessories Datasheet for options | | | | | |

| | | | | | | |
|-------------|--|-----------------|-----------------|--|--------|----|
| Hanger Wire |  | 250590 | 96CTL144 | Hanger Wire 12' x 12-Gauge | Bundle | 50 |
| Grid Paint |  | 250350 | 940.01 | 12 oz. Grid Spray Can - White | 1 | 1 |
| | | 250351 & 250352 | 940.08 & 940.44 | 12 oz. Grid Spray Can - Black & Satin Silver | 1 | 1 |
| Tools |  | 250349 | 937.00 | Cross Tee Slotter | 1 | 3 |
| |  | 250353 | 943.00 | Cross Tee Removal Tool | 1 | 1 |
| |  | 250354 | 944.00 | Wire Tie Tool | 1 | 1 |

Grid Colors

Standard Colors:



01
White



08
Black



44
Satin Silver

Premium Colors:



Color-All



Custom
(Color Match)

Metalwood® Solid Coordinating Colors:



401
Maple*



402
Oak*



403
Cherry*



404
Pumpkin
Maple*



405
Karri*



406
Walnut*

Woodscenes® Painted Finishes†:



800
Lazy Maple



801
Aged Teak




803
Burnished
Cherry



804
Sleek Cherry



805
Weathered
Oak



806
Barnwood
Grey

* Coordinating solid color to match Metalwood Woodgrain Finishes.

† Woodscenes Woodgrain Painted Finishes are a decorative powder coat finish that replicate real wood; variations in color and pattern will occur.

Colors shown are reproduced as close as possible to actual product color within the limitations of printing technology. Color chips are available upon request and should be reviewed before making a final selection. Variations in color matches of system components to ceiling panels can result from slight differences in texture, room lighting, painting process and subjectivity of observers.

Performance

Main Runner Allowable Load Test Data Based on 1/360 Span Deflection (Lb/Ft*)

| Main Runner | Length | Hanger Spacing | | |
|-------------|--------|----------------|-----|-----|
| | | ASTM C635 - 4' | 5' | 6' |
| 4200.01 | 144" | HD | 8.7 | 5.3 |

Cross Tee Allowable Load Test Data Based on 1/360 Span Deflection (Lb/Ft*)

| Cross Tee | Length | Cross Tee Span | | |
|-----------|--------|----------------|------|------|
| | | 2' | 3' | 4' |
| 4211.01 | 4" | - | - | - |
| 4212.01 | 6" | - | - | - |
| 4202.01 | 24" | 24.5♦ | - | - |
| 4204.01 | 48" | - | - | 12.5 |
| 4206.01 | 72" | - | 6.0• | - |
| 4208.01 | 96" | - | - | 6.0• |

* To convert data into lb/ft², divide on center spacing of component into lb/ft.

♦ Limited by safety factor of 2.

• Hanger wire support at midspan of 6' and 8' cross tee.

Install systems in accordance with ASTM C636. Other requirements may apply.

Non-Fire-Rated Light Fixture Allowable Load Test Data Based on 1/360 Span Deflection (Lbs)

| Light Fixtures | Allowable Fixture Weight - Lbs. Main Runners & Cross Tees |
|----------------|--|
| | 4000.01CZ 4014.01CZ |
| Dimensions | |
| 2' x 2' | 38.8 |
| 2' x 4' | 49.6 |

Allowable fixture weight is based on single fixture in the field only.

For end-to-end, tandem or other configurations, contact Rockfon Technical Support.

Material

ASTM C 635 Heavy Duty (HD), commercial quality steel, G30 hot-dip galvanized body and cap, 9/16" width, 1-15/16" and 1-13/16" heights.

Note: A metallurgist should be consulted regarding the suitability of this product for the environmental conditions in which it is being installed.

022323

Rockfon

4849 S. Austin Ave.
Chicago, IL 60638 USA

Tel. +1-800-323-7164

cs@rockfon.com

rockfon.com

2023 | Subject to alterations in range and product technology
without prior notice. Rockfon accepts no responsibility for printing errors.
© ROCKWOOL A/S 2023. All rights reserved.
® denotes a trademark that is registered in the United States of America.