

Chicago Metallic[®] 4000 Tempra[™] 9/16"

Chicago Metallic[®] 4050 Tempra[™] Fire-Rated 9/16"


Features and Benefits

- Suspension system is available in both Intermediate and Heavy Duty designs, with either stab-end and hook-end cross tees
- Suitable for Seismic Design Categories A-F
- Fire-rated grid components are designed with expansion reliefs, making it suitable for fire-rated ceiling assemblies
- Suspension system in (4000) non-fire rated, (4050) fire-rated, and in (4000HRC) high recycled content
- Sustainable: Minimum 30% recycled content, 100% locally recyclable
- Chicago Metallic suspension systems meet Class-A flame spread rating in accordance with ASTM standard E84

Applications

- Hospitals
- Hospitality
- Retail
- Airports
- Transit
- Galleries
- Offices

Acoustical Ceiling Suspension System



Chicago Metallic[®] 4050 Tempra[™] Fire-Rated 9/16"

Chicago Metallic® 4000 Temptra™ 9/16"

Chicago Metallic® 4050 Temptra™ Fire-Rated 9/16"



LEED® v4.1 Highlights

Materials and Resources (MR)

Waste Management Planning	✓
Interiors Life Cycle Impact Reduction	✓
Environmental Product Declarations	✓
Sourcing of Raw Materials	✓
Material Ingredients	-
Waste Management	✓

Indoor Environmental Quality (EQ)

Low-Emitting Materials	✓
Interior Lighting	✓
Acoustic Performance	✓

Recycled Content 30%
HRC Products 65%

Performance Properties:

Base Material	Hot-Dip Galvanized Steel Body (HDG-30)
Capping	Painted Steel Capping (HDG-30)
End Details	Main Runners: Non-Directional Bayonet Coupling Cross Tees: Stab-End, Hook-End
Structural Classification	Intermediate and Heavy Duty per ASTM C635
Flame Spread Rating	Class A per ASTM E84
Warranty	40-Year Suspension System Warranty
Recycled Content	Steel 30%, HRC Products 65%

Main Runners/Cross Tees

Detail	Product Number	Length x Height (A) x Face (B)	Grid Coupling Type	Slotting	Structural Classification (ASTM C635)	Fire-Rated	Seismic	Packaging			Palletization	
								Pcs/Ctn	LF/Ctn	Lbs/Ctn	Ctn/Pallet	Lbs/Pallet
Main Runners												
	4000.01CZ	144" x 1-5/8" x 9/16"	Bayonet-End	6" OC	ID	-	A-C	20	240	54.7	30	1640
	4040.01CH	144" x 1-5/8" x 9/16"	Bayonet-End	6" OC	HD	-	A-F	20	240	84	24	2016
	4001.01CH	120" x 1-5/8" x 9/16"	Bayonet-End	10" OC	ID	-	A-C	30	300	74	28	2058
	4050.01CZ	144" x 1-5/8" x 9/16"	Bayonet-End	6" OC	ID	✓	A-C	20	240	62	30	1860
	4040.01HRC	144" x 1-5/8" x 9/16"	Bayonet-End	6" OC	HD	-	A-F	20	240	84	24	2016
Cross Tees												
	4004.01Z	4" x 1-1/2" x 9/16"	Stab-End	No Slots	-	-	A-F	60	20	5	10	50
	4006.01Z	6" x 1-1/2" x 9/16"	Stab-End	No Slots	-	-	A-F	60	30	5	10	50
	4013.01CZ	30" x 1-1/2" x 9/16"	Stab-End	No Slots	-	-	A-F	60	150	40	Palletized to Order	Palletized to Order
	4014.01CZ	48" x 1-1/2" x 9/16"	Stab-End	12" OC	-	-	A-F	60	240	55	30	1650
	4015.01CH	60" x 1-1/2" x 9/16"	Stab-End	10" OC	-	-	A-F	60	300	68	30	2040
	4017.01CH*	72" x 1-1/2" x 9/16"	Stab-End	12" OC	-	-	A-F	20	120	25	30	750
	4018.01CH*	96" x 1-1/2" x 9/16"	Stab-End	12" OC	-	-	A-F	20	160	28	30	840
	4020.01CZ	20" x 1-1/2" x 9/16"	Stab-End	No Slots	-	-	A-F	60	100	21	64	1344
	4022.01CZ	24" x 1-1/2" x 9/16"	Stab-End	No Slots	-	-	A-F	60	120	22.2	64	1421
	4032.01CZ	24" x 1-1/2" x 9/16"	Hook-End	No Slots	-	-	A-C	60	120	21	64	1344
	4034.01CZ	48" x 1-1/2" x 9/16"	Hook-End	24" OC	-	-	A-C	60	240	55	30	1650
	4052.01CZ	24" x 1-1/2" x 9/16"	Stab-End	No Slots	-	✓	A-F	60	120	30.6	64	1958
	4054.01CZ	48" x 1-1/2" x 9/16"	Stab-End	12" OC	-	✓	A-F	60	240	59	30	1770
	4014.01HRCZ	48" x 1-1/2" x 9/16"	Stab-End	No Slots	-	-	A-F	60	240	52.8	30	1584
	4022.01HRCZ	24" x 1-1/2" x 9/16"	Stab-End	12" OC	-	-	A-F	60	120	22	64	1421

Cross tees are override design, with stab-end detail, unless noted otherwise. Hook-end tees are suitable for seismic design categories A-C. Butt-cut tees are used for true, flat panel installation, i.e., metal panels.

* For 6' and 8' Cross Tees, wires required at mid point for loads exceeding weight of Rockfon tile.

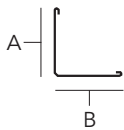
Custom slotting available. Contact Rockfon Customer Service for details and service levels.

Compatible Tile Edge Types



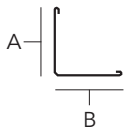
Perimeter Components

Wall Angles




Product Number	Length, Height (A) x Face (B)	Packaging			Palletization	
		Pcs/Ctn	LF/Ctn	Lbs/Ctn	Ctn/Pallet	Lbs/Pallet
1420.01	144", 15/16" x 15/16"	42	504	74	30	2070
21420.01	144", 15/16" x 15/16"	25	300	41	40	1640
1480.01	144", 9/16" x 15/16"	25	300	39	30	1170
1420.01HRC	144", 15/16" x 15/16"	42	504	74	30	2070
1480.01HRC	144", 9/16" x 15/16"	25	300	39	30	1170
1430.01	144", 7/8" x 7/8"	30	360	52	40	1960
1425.01	144", 2" x 2"	20	240	82	28	2296
1428.01	144", 1" x 2"	20	240	54	40	2160

Specialty Wall Angles



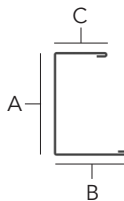
1485.01



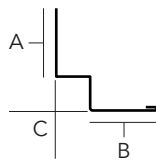
1427.01

Product Number	Length, Height (A) x Face (B)	Packaging			Palletization	
		Pcs/Ctn	LF/Ctn	Lbs/Ctn	Ctn/Pallet	Lbs/Pallet
1485.01	96", 1-1/8" x 7/8" Flexible Wall Angle (White)	63	504	29	Palletized to Order	Palletized to Order
1427.01	144", 15/16" x 15/16" Pre-punched Angle (White)	42	504	74	30	2070

Wall Channels













Shadow Moldings





Product Number	Length, Height x Face x Top Flange (Length, A x B x C)	Packaging			Palletization	
		Pcs/Ctn	LF/Ctn	Lbs/Ctn	Ctn/Pallet	Lbs/Pallet
1448.01	120", 1-9/16" x 15/16" x 3/4"	30	300	74	18	1330
1449.01	120", 1-15/16" x 15/16" x 15/16"	24	240	62	18	1307

Product Number	Length, Height x Face x Reveal (Length, A x B x C x C)	Packaging			Palletization	
		Pcs/Ctn	LF/Ctn	Lbs/Ctn	Ctn/Pallet	Lbs/Pallet
1460.01	120", 3/4" x 3/4" x 3/8" x 3/8"	40	400	64	32	2048
1461.01	120", 3/4" x 3/4" x 3/4" x 3/4"	40	400	90	28	2520
1468.01	120", 3/4" x 15/16" x 3/8" x 3/8"	40	400	81	28	2322
1464.905	120", 15/16" x 15/16" x 1/4" x 1/4"	40	400	63	28	1818
1469.01	120", 9/16" x 15/16" x 3/8" x 3/8"	40	400	77	Palletized to Order	Palletized to Order
1466.01	144", 1-3/4" x 1-1/4" x 3/4" x 1/4"	20	240	61	20	1220

Accessories

	Detail	Rockfon Part Number	Product Number	Product Description	Packaging	
					Pcs/Ctn	Lbs/Ctn
Seismic Clips		250374	1496.00	Seismic Perimeter Clip	100	10
		250372	1493.00	Unopposed Tee Clip	100	2
		250373	1494.00	Seismic Separation Clip	100	10
General Clips		250348	935.00	Universal Hold Down Clip	1000	16
		252923	425.01	Hold Down Clip for 5/8" Board	200	2
		250343	820.00	Hold Down Clip for 5/8" Board	1000	7
		237949	490.00	Hold Down Clip for 0" - 3/4" Panels (Black)	100	2
		237952	491.00	Hold Down Clip for 3/4" - 1-1/4" Panels (Blue)	150	2
		237954	492.00	Hold Down Clip for 1-1/2" Panels (Grey)	100	2
		250324	426.01	Butterfly Retention Clip for 0" - 1" Panels	200	15
		250325	427.01	Butterfly Retention Clip for 1" - 2" Panels	150	15
		254302	88.00	Border Spring Clip	1000	17
		253183	479.00	90-degree Corner Clip	25	5
	251952	1499.00	Perimeter Grid Clip	100	4	
Spacer Bars		294621	826.00H	2' Spacer Bar for rectangular bulb components	40	15
		294623	828.00H	4' Spacer Bar for rectangular bulb components	40	29
		294619	824.00H	4' Spacer bar notched 2'. For rectangular bulb components.	40	29

	Detail	Rockfon Part Number	Product Number	Product Description	Packaging		
					Pcs/Ctn	Lbs/Ctn	
Suspension System Covers		258676	1321.01	Cover Sleeve for 9/16" Grid	100	10	
Corner Caps		Outside/Inside Corner Caps – Refer to Rockfon Grid and Tile Accessories Datasheet for options					
Hanger Wire		250590	96CTL144	Hanger Wire 12' x 12-Gauge	Bundle	50	
Grid Paint		250350	940.01	12 oz. Grid Spray Can - White	1	1	
		250351 & 250352	940.08 & 940.44	12 oz. Grid Spray Can - Black & Satin Silver	1	1	
Tools		250349	937.00	Cross Tee Slotter	1	3	
		250353	943.00	Cross Tee Removal Tool	1	1	
		250354	944.00	Wire Tie Tool	1	1	

Grid Colors

Standard Colors:



01
White



08
Black



44
Satin Silver

Premium Colors:



Color-All



Custom
(Color Match)

Metalwood® Solid Coordinating Colors:



401
Maple*



402
Oak*



403
Cherry*



404
Pumpkin
Maple*



405
Karri*



406
Walnut*

Woodscenes® Painted Finishes†:



800
Lazy Maple



801
Aged Teak




803
Burnished
Cherry



804
Sleek Cherry



805
Weathered
Oak



806
Barnwood
Grey

* Coordinating solid color to match Metalwood Woodgrain Finishes.

† Woodscenes Woodgrain Painted Finishes are a decorative powder coat finish that replicate real wood; variations in color and pattern will occur.

Colors shown are reproduced as close as possible to actual product color within the limitations of printing technology. Color chips are available upon request and should be reviewed before making a final selection. Variations in color matches of system components to ceiling panels can result from slight differences in texture, room lighting, painting process and subjectivity of observers.

Performance

Main Runner Allowable Load Test Data Based on 1/360 Span Deflection (Lb/Ft*)

Main Runner	Length	Fire-Rated	Hanger Spacing		
			ASTM C635 - 4'	5'	6'
4000.01CZ	144"	-	ID	6.4	3.8
4040.01CH	144"	-	HD	8.7	5.3
4040.01HRC	144"	-	HD	8.7	5.3
4050.01CZ	144"	✓	ID	-	-

Hanger wire must be installed within 3" of fire break along Main Runner in fire-rated installations.

Cross Tee Allowable Load Test Data Based on 1/360 Span Deflection (Lb/Ft*)

Cross Tee	Length	Fire-Rated	Cross Tee Span				
			2'	3'	4'	5'	6'
4022.01CZ	24"	-	24.5♦	-	-	-	-
4022.01HRCZ	24"	-	24.5♦	-	-	-	-
4032.01CZ	24"	-	24.5♦	-	-	-	-
4052.01CZ	48"	✓	45.0♦	-	-	-	-
4014.01CZ	48"	-	-	-	12.5♦	-	-
4014.01HRCZ	48"	-	-	-	12.5♦	-	-
4034.01CZ	48"	-	-	-	12.5♦	-	-
4054.01CZ	48"	✓	-	-	12.5♦	-	-
4015.01CH	60"	-	-	-	-	6.0♦	-
4017.01CH	72"	-	-	6.0•	-	-	-
4018.01CH	96"	-	-	-	6.0•	-	-

* To convert data into lb/ft², divide on center spacing of suspension component into lb/ft.

♦ Limited by safety factor of 2.

• Hanger wire support at midspan of 6' and 8' cross tee.

Install systems in accordance with ASTM C636. Other requirements may apply.

Non-Fire-Rated Light Fixture Allowable Load Test Data Based on 1/360 Span Deflection (Lbs)

Light Fixtures	Allowable Fixture Weight - Lbs. Main Runners & Cross Tees				
	4000.01CZ 4014.01CZ	4000.01HRCZ 4014.01HRCZ	4000.01CZ 4015.01CH	4001.01CH 4015.01CH	4050.01CH 4054.01CH
1' x 4'	42.4	42.4	45.6	-	-
2' x 2'	38.8	38.8	-	-	38.8
2' x 4'	49.6	49.6	44.0♦	-	49.6
20" x 48"	-	-	35.0	35.0	-
20" x 60"	-	-	35.0	35.0	-

Consult specific UL design for allowable lighting configurations.

♦ Limited by safety factor of 2.

Allowable fixture weight is based on single fixture in the field only.

For end-to-end, tandem or other configurations, contact Rockfon Technical Support.

UL® Fire-Rated Assemblies

Floor and Ceiling Designs - Type 4050C

D216 G217 G229 G236 G256
G262 G265 L201

Roof and Ceiling Designs - Type 4050C

P204 P225 P227 P251 P259
P260 P261

Material

ASTM C 635 Heavy Duty (HD) and Intermediate Duty (ID) main tee classifications; commercial quality steel, G30 hot-dip galvanized body and cap, 9/16" width, 1-1/2" and 1-5/8" heights.

Note: A metallurgist should be consulted regarding the suitability of this product for the environmental conditions in which it is being installed.

032323

Rockfon

4849 S. Austin Ave.
Chicago, IL 60638 USA

Tel. +1-800-323-7164

cs@rockfon.com

rockfon.com

2023 | Subject to alterations in range and product technology
without prior notice. Rockfon accepts no responsibility for printing errors.
© ROCKWOOL A/S 2023. All rights reserved.
® denotes a trademark that is registered in the United States of America.